

DV703 Qubo

Dati tecnici/Technical data

Moduli bancone standard/Standard counter units

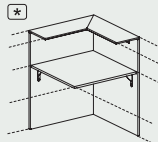
Componenti per moduli bancone /Components for counter units

P 84 x H 112,5



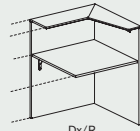
703.MB.01.08_ L 80
703.MB.01.14_ L 140
703.MB.01.16_ L 160
703.MB.01.20_ L 200
Moduli dritti/Straight counter units

L 84 P 84 x H 112,5



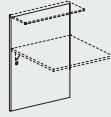
703.MB.03.08_
Raccordo 90° a 2 vie
/2 ways 90° connection unit

L 84 P 84 x H 112,5



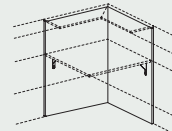
703.MB.04.08_
Terminale 90° Dx - Sx
/Terminal counter unit 90° R - L

P 2,5 x H 112,5



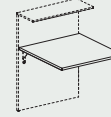
703.SQ.01.08_ L 80
703.SQ.01.14_ L 140
703.SQ.01.16_ L 160
703.SQ.01.20_ L 200
Schiene per moduli dritti
/Back panels for straight units

L 84 P 84 x H 112,5



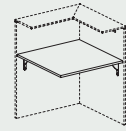
703.SQ.02.08_
Schiene per moduli 90°
/Back panels for 90° units

P 80 x H 2,5



703.PQ.01.08_ L 80
703.PQ.01.14_ L 140
703.PQ.01.16_ L 160
703.PQ.01.20_ L 200
Piani scrivania per moduli dritti
/Worktops for straight units

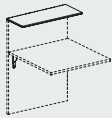
L 80 P 80 x H 2,5



703.PQ.02.08_
Piani scrivania per moduli 90°
/Worktops for 90° units

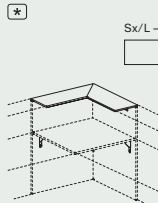
Componenti per moduli bancone/Components for counter modules

P 30 x H 1,8



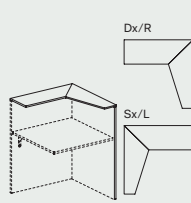
703.TQ.01.08_ L 80
703.TQ.01.14_ L 140
703.TQ.01.16_ L 160
703.TQ.01.20_ L 200
Top per moduli dritti
/Top for straight units

L 84 P 84 x H 1,8



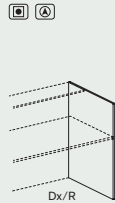
703.TQ.02.08_
Top per raccordo 90° a 2 vie
/Top for 90° units

L 84 P 84 x H 1,8



703.TQ.03.08_
Sx/L - Dx/R
Top per terminali 90° Dx - Sx
/R - L top for 90° terminal units

L 84 P 2,5 x H 112,5



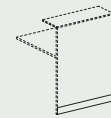
703.FC.01.08_
Sx/L - Dx/R
Fianchi terminali Dx - Sx
/R - L terminal sides

L 5 P 5 x H 71,5



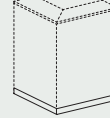
703.GM.01.01
Colonna intermedia
/Intermediate slim column

P 2,5 x H 8



703.ZB.01.08_ L 80
703.ZB.01.14_ L 140
703.ZB.01.16_ L 160
703.ZB.01.20_ L 200
Zoccoli per moduli dritti
/Metal plinth for straight units (Optional)

L 84 P 84 x H 8



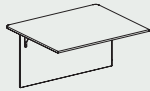
703.ZB.02.08_
Zoccoli per moduli 90°
/Metal plinth for 90° units (Optional)

* Non utilizzabile come terminale/It cannot be used as a terminal side

Ⓜ Componenti non collegabili con modulo conversazione/Items that cannot be connected with the conversation counter units

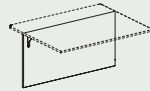
Moduli bancone con piano conversazione/Counter units with conversation top

L 140 P 115 x H 74



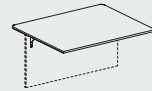
703.MB.02.14_
Modulo conversazione
/Conversation counter unit

L 140 P 2,5 x H 71,5



703.SQ.03.14_
Schiene per modulo conversazione
/Back panels for conversation unit

L 140 P 115 x H 2,5



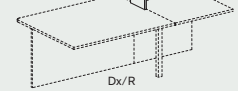
703.PQ.03.14_
Piano per modulo conversazione
/Worktop for conversation unit

L 84 P 2,5 x H 74



703.FC.03.08_
Sx/L - Dx/R
Fianchi terminali per modulo conversazione
/Terminal sides for conversation unit

L 28 P 2,5 x H 39



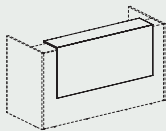
703.CT.A1.02_
Sx/L - Dx/R
Fianchetti superiori per modulo conversazione
/Small sides for conversation unit

Ⓜ Gli zoccoli sono optional e non sono previsti per i fianchi terminali/The aluminium plinths are optional and are not intended for end panels

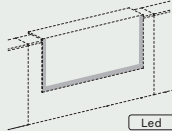
Top accettazione/Decorative top

Accessori/Accessories

L 140 - 160 P 32,3 x H 74

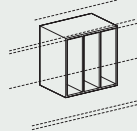


703.TA.01.14_ L 140
703.TA.01.16_ L 160



703.LQ.02.14_ L 140
703.LQ.02.16_ L 160

L 35 P 24 x H 35



300.AC.14.03
Box Multiuso/Storage Box

Cassettiere/Pedestals

L 42 P 57 x H 55,5



550.CS.10.04_
Melaminico/Melamine

L 42 P 57 x H 55,5



550.CS.20.04_
Melaminico/Melamine

L 32,2 P 54,2 x H 55,6



550.CS.1M.03_
Metalliche/Metallic

L 32,2 P 54,2 x H 55,6



550.CS.2M.03_
Metalliche/Metallic

L 42,2 P 54,2 x H 55,6



550.CS.1M.04_
Metalliche - Vaschetta
porta cancelleria inclusa
/Metallic - Stationery tray
included

L 42,2 P 54,2 x H 55,6



550.CS.2M.04_
Metalliche - Vaschetta
porta cancelleria inclusa
/Metallic - Stationery tray
included

L 42 P 65 x H 72,2



550.CS.30.04_ 550.CS.40.04_
Cassettiere senza top per integrazione sotto
il piano di lavoro/Pedestals without top to be
integrated under the worktop

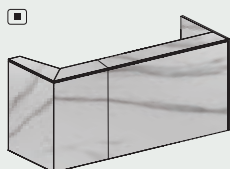
H 1,8



550.CG.12.04
Zoccolo (Optional)
/Base frame (Optional)

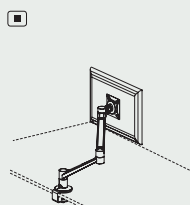
Composizione in gres/Gres composition

L 247 P 84 x H 112,5

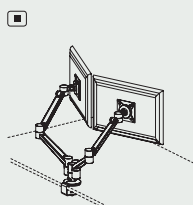


703.CM.P1

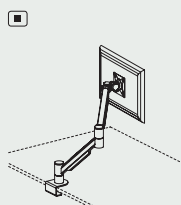
Bracci porta video/Arms for video support



300.AC.04.01
Braccio porta video mobile su piano
/Dynamic arm for video support on deskbase



300.AC.04.02
Doppio braccio porta video mobile
su piano/2 dynamic arms for video
support on deskbase

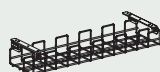


300.AC.02.01
Braccio porta video mobile su piano
/Dynamic arm for video support on deskbase

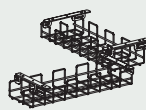
Canalizzazione – Elettrificazione/Wire-Management – Electrification



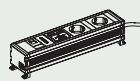
300.AP.V1.00



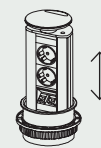
300.AP.15.05 L 58
For 703.MB.01.08_/703.MB.04.08_
300.AP.15.08 L 88
For 703.MB.01.20_
300.AP.15.11 L 110
For 703.MB.01.14_/703.MB.02.14_
300.AP.15.14 L 140
For 703.MB.01.16_



703.AP.01.04 L 45
For 703.MB.03.08_



300.AP.S1.02 L 20,5
300.AP.S1.03 L 30
300.AP.S1.04 L 42



300.APT4.01
300.APT5.01 – UK
300.APT6.01 – US



300.AP.T2.01 Ø 8



300.AP.T7.01 Ø 6
300.AP.T8.01 Ø 8



703.LQ.01.00 L 55



703.KQ.01.00
15W/100 – 240V → 24V

Note:

1 La finitura impiallacciato delle cassetterie non è in pronta consegna. Per la disponibilità contattare l'ufficio commerciale/Pedestals veneered finish is not in prompt delivery. Please contact the commercial department to check availability;

2 Per portacancelleria cassetti, vedi capitolo DV300-Accessori/For stationary tray, see chapter DV300-Accessories;

3 Per la scelta dei contenitori e degli accessori vari, consultare il relativo listino o catalogo/To choose storage units and accessories, please check correspondent price list or catalogue;

4 Progettare la composizione del bancone ed aggiungere: n°1 gamba intermedia, o fianco intermedio, o modulo contenitore per ogni collegamento tra due moduli; n° 1 gamba terminale dx o sx, o fianco terminale dx o sx, o fianco terminale conversazione, o modulo contenitore per ogni lato finale del bancone; coperture terminali nella stessa quantità delle gambe terminali; copertura superiore per ogni collegamento tra modulo conversazione e modulo bancone /When designing the counter composition, add the following elements: n°1 middle leg or middle side or a storage unit for each connection between two counters; n°1 terminal leg (RH or LH) or terminal side (RH or LH), or terminal side for conversation counter unit or a storage unit on each side of the counter unit; add the terminal covers elements according to the same quantity of terminal legs; upper cover element for the connection between the conversation counter unit and the standard counter unit;

5 Le dimensioni sono espresse in cm – consultare il listino prezzi per le caratteristiche tecniche, i codici degli articoli e delle finiture/Dimensions are stated in cm – for technical characteristics, article code numbers and finishing see price list;

Prodotti non in pronta consegna. Per la disponibilità contattare l'ufficio commerciale/Items not in prompt delivery. Please contact the commercial department to check availability;

Articoli prodotti solo su richiesta/Items produced only on demand;

Con serratura/With lock.