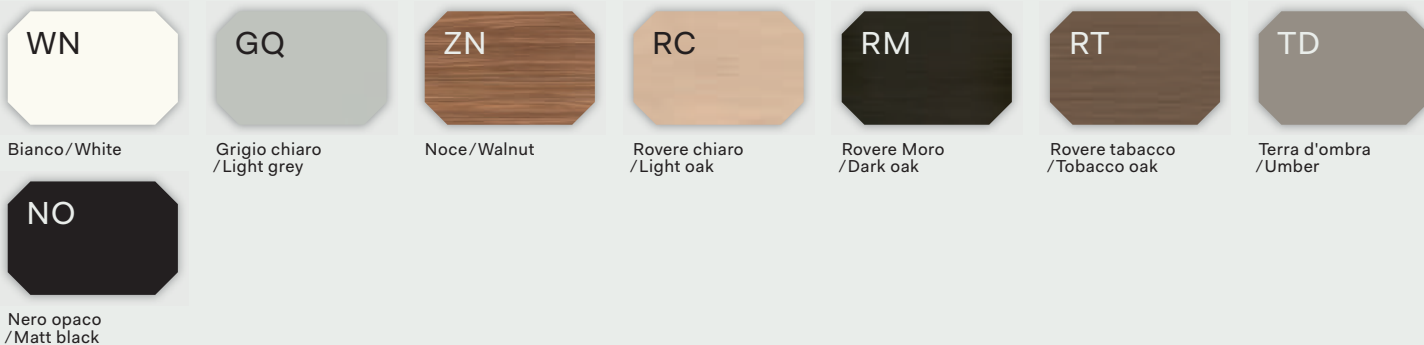


Tavoli/Tables

Piani di lavoro sp. 1.8 cm, in melaminico con bordi in ABS sp. 0.2 cm
/Worktops 1.8 cm thick, in melamine with ABS edge-profiles 0.2 cm thick



Piani di lavoro sp. 1 cm, in vetro temprato retrolaccato acidato con bordi perimetrali lavorati a filo lucido
/Worktops 1 cm thick, rear-lacquered and acetated tempered glass with outer polished edges

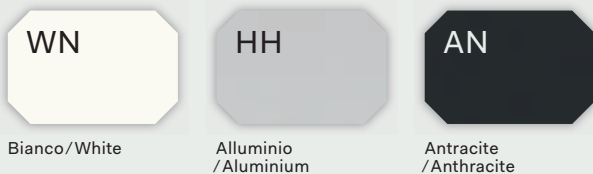


Strutture metalliche/Metal structures



Mobili di servizio/Service units


Scocca e ripiani sp. 1.8 cm, in melaminico
/Bodies and shelves 1.8 cm thick, in melamine



Ante scorrevoli sp. 1.8 cm, in melaminico con bordo ABS sp. 0.15 cm colore alluminio
/Sliding doors 1.8 cm thick, in melamine with aluminium-coloured ABS edge-profiles 0.15 cm thick



Ante scorrevoli sp. 1.8 cm, in melaminico con bordo ABS sp. 0.15 cm in tinta
/Sliding doors 1.8 cm thick, in melamine with ABS edge-profiles 0.15 cm thick, in same color



Note:

Per i colori e le finiture dei Frontal Panels, vedere il relativo capitolo in DV300-ACCESSORI/For colours and finishes of Frontal Panels, see the related chapter in DV300-ACCESSORIES.