


Tavoli/Tables

Piani di lavoro, gambe pannellate sp. 2,5 cm con bordi in ABS sp. 0,2 cm e modesty panels sp. 1,8 cm, in melaminico / Worktops and panelled legs 2,5 cm thick with 0,2 cm thick ABS edgebanding, modesty panels 1,8 cm thick, in melamine



Componenti in metallo/Metal components

Gamboni – colonne in metallo/Metal columns

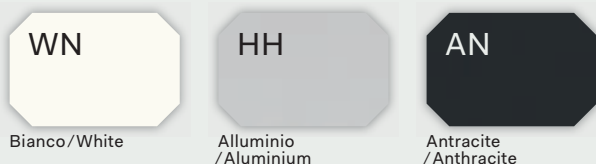


Poggiapiedi in tubo/Footrest tube



Mobili di servizio e contenitori terminali/Service units and terminal storage units


Scocca e ripiani sp. 1.8 cm, in melaminico / Bodies and shelves 1.8 cm thick, in melamine



Ante scorrevoli sp. 1.8 cm, in melaminico con bordo ABS sp. 0.15 cm colore alluminio / Sliding doors 1.8 cm thick, in melamine with aluminium-coloured ABS edge-profiles 0.15 cm thick



Ante scorrevoli sp. 1.8 cm, in melaminico con bordo ABS sp. 0.15 cm in tinta / Sliding doors 1.8 cm thick, in melamine with ABS edge-profiles 0.15 cm thick, in same color



Piedini livellatori e distanziali in ABS/Adjustable feet and ABS spacers



Note:

Per i colori e le finiture dei Frontal Panels, vedere il relativo capitolo in DV300-ACCESSORI/For colours and finishes of Frontal Panels, see the related chapter in DV300-ACCESSORIES.