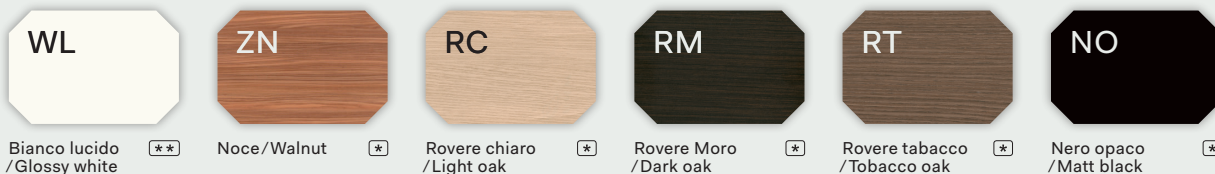


Tavoli/Tables

Piani di lavoro sp. 1.8 cm, in melaminico [*] o laminato [**] con bordi in ABS sp. 0.2 cm
/Worktops 1.8 cm thick, in melamine [*] or laminate [**] with ABS edge-profiles 0.2 cm thick




Piani di lavoro sp. 1.8 cm, in impiallacciato
/Worktop 1.8 cm thick, veneered



Piani di lavoro sp. 1.8 cm, in cuoio con cuciture
/Worktop 1.8 cm thick, in leather with stitches

Piani di lavoro sp.1 cm, in vetro temprato retrolaccato con bordi perimetrali lavorati a filo lucido
/Worktops 1 cm thick, rear-lacquered tempered glass with outer polished edges

Piani di lavoro sp.1 cm, in vetro temprato retrolaccato acidato con bordi perimetrali lavorati a filo lucido
and acetated tempered glass with outer polished edges



Piano di lavoro in Gres porcellanato sp. 0.6 cm
/Porcelain stoneware worktop 0.6 cm thick



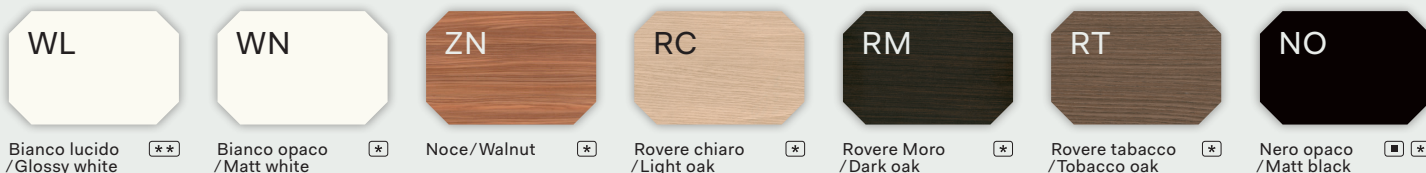
Strutture metalliche/Metal structures

Gambone in metallo con base/Metal column base



Mobili di servizio/Service units

Scocca, ripiani sp. 2.5 cm e ante sp. 1.8 cm, in melaminico [*] o laminato [**]
/Body, shelves 2.5 cm and doors 1.8 cm thick, in melamine [*] or laminate [**]



Scocca, ripiani sp. 2.5 cm e ante sp. 1.8 cm, in impiallacciato. VERSIONE SU RUOTE: Cappello, ante e frontali cassetti sp. 1.8 cm, in impiallacciato - Scocca in melaminico alluminio
/Body, shelves 2.5 cm and doors 1.8 cm thick, veneered. ON CASTORS VERSION: Top, doors and drawer fronts 1.8 cm thick, veneered - Body in melamine aluminium finish

