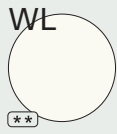







Tavoli/Tables

Piani di lavoro sp. 1.8 cm, in melaminico (*) o laminato (***) con bordi in ABS sp. 0.2 cm
/Worktops 1.8 cm thick, in melamine (*) or laminate (***) with ABS edge-profiles 0.2 cm thick

| | | | | | |
|--|---|---|---|---|---|
|  |  |  |  |  |  |
| WL Bianco lucido /Glossy white | ZN Noce/Walnut | RC Rovere chiaro /Light oak | RM Rovere Moro /Dark oak | RT Rovere tabacco /Tobacco oak | NO Nero opaco /Matt black |

Piani di lavoro sp. 1.8 cm, in impiallacciato
/Worktop 1.8 cm thick, veneered

| | | |
|---|---|---|
|  |  |  |
| ERC Rovere chiaro /Light oak | ERM Rovere moro /Dark oak | ENC Noce Canaletto /Canaletto walnut |

Piani di lavoro sp. 2 cm, in cuoio con cuciture/Worktop 2 cm thick, in leather with stitches

| | | |
|--|---|---|
|  |  |  |
| CBI Cuoio bianco /White hard leather | CNE Cuoio nero /Black hard leather | CTM Cuoio testa di moro/Dark brown hard leather |

Piani di lavoro sp. 1 cm, in vetro temprato retrolaccato con bordi perimetrali lavorati a filo lucido/
Worktops 1 cm thick, rear-lacquered tempered glass with outer polished edges

| |
|---|
|  |
| VW Bianco/White |

Piani di lavoro sp. 1 cm, in vetro temprato retrolaccato acidato con bordi perimetrali lavorati a filo lucido/
Worktops 1 cm thick, rear-lacquered and acetated tempered glass with outer polished edges

| |
|---|
|  |
| VAN Nero/Black |

Piano di lavoro in vetro temprato trasparente sp. 0.8 cm, accoppiato con piano in gres porcellanato sp. 0.6 cm/
Worktop in 0.8 cm thick transparent tempered glass, coupled with a 0.6 cm thick porcelain stoneware worktop

| | |
|--|---|
|  |  |
| VGB Bianco extra /Extra-white | VGN Nero Marquina /"Marquina" Black |

Strutture metalliche/Metal structures








| | | |
|--|---|---|
|  |  |  |
| W Bianco/White | H Alluminio /Aluminium | A Antracite /Anthracite |

Gambone in metallo con base/Metal column base




| |
|---|
|  |
| H Alluminio "Anodizzato" /"Anodized" aluminium |

Mobili di servizio/Service units



Scocca, ripiani sp. 2.5 cm e ante sp. 1.8 cm, in melaminico (*) o laminato (***)
/Body, shelves 2.5 cm and doors 1.8 cm thick, in melamine (*) or laminate (***)

| | | | | | | |
|--|---|---|---|---|---|--|
|  |  |  |  |  |  |  |
| WL Bianco lucido /Glossy white | WN Bianco opaco /Matt white | ZN Noce/Walnut | RC Rovere chiaro /Light oak | RM Rovere Moro /Dark oak | RT Rovere tabacco /Tobacco oak | NO Nero opaco /Matt black |

Scocca, ripiani sp. 2.5 cm e ante sp. 1.8 cm, in impiallacciato
/Body, shelves 2.5 cm and doors 1.8 cm thick, veneered

| | | |
|--|---|---|
|  |  |  |
| ERC Rovere chiaro /Light oak | ERM Rovere moro /Dark oak | ENC Noce Canaletto /Canaletto walnut |

Note

-  Prodotti non in pronta consegna. Per la disponibilità contattare l'ufficio commerciale./Items not in prompt delivery. Please contact the commercial department to check availability;
-  Fino ad esaurimento./Until exhaustion.