
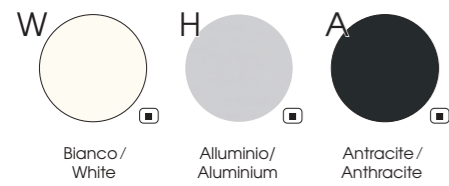


Tavoli / Tables **990.TR.C0.1A**

Piani di lavoro sp. 2.5 cm, in melaminico o laminato (☒) con bordi in ABS sp. 0.2 cm / Worktops and legs 2.5 cm thick, in melamine or laminate (☒) with ABS edge-profiles 0.2 cm




Gambe in metallo / Metal legs

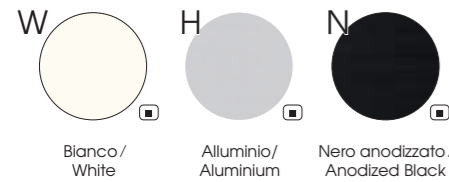


Tavoli / Tables **990.TR.C0.2A - 990.TR.C0.5A - 990.TR.C0.6C - 990.TR.C0.6D**

Piani di lavoro e gambe sp. 3.8 cm, in melaminico con bordi in ABS sp. 0.2 cm / Worktops and legs 3.8 cm thick in melamine with ABS edge-profiles 0.2 cm thick  
Schiene sp.1.8 cm, in melaminico / Back panels 1.8 cm thick, in melamine




Top access in alluminio / Aluminium Top access

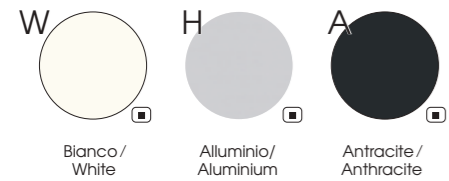


Tavoli / Tables **990.TR.C0.3A**

Piani di lavoro sp. 2.5 cm, in melaminico o laminato (☒) con bordi in ABS sp. 0.2 cm / Worktops and legs 2.5 cm thick, in melamine or laminate (☒) with ABS edge-profiles 0.2 cm  
Schiene sp.1.8 cm, in melaminico o laminato (☒) / Back panels 1.8 cm thick, in melamine or laminate (☒)



Gambe in metallo / Metal legs



Note

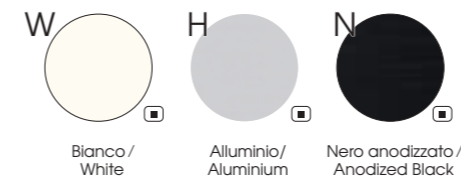
☒ Prodotti non in pronta consegna. Per la disponibilità contattare l'ufficio commerciale / Items not in prompt delivery. Please contact the commercial department to check availability.

Tavoli / Tables **990.TR.C0.4A**

Piani di lavoro e gambe sp. 3.8 cm, in melaminico con bordi in ABS sp. 0.2 cm / Worktops and legs 3.8 cm thick in melamine with ABS edge-profiles 0.2 cm thick  
Schiene sp. 1.8 cm, in melaminico / Back panels 1.8 cm thick, in melamine  
Piano centrale con top access sp. 1.8 cm, in melaminico / Central worktops with top access 1.8 cm thick, in melamine




Top access in alluminio / Aluminium Top access

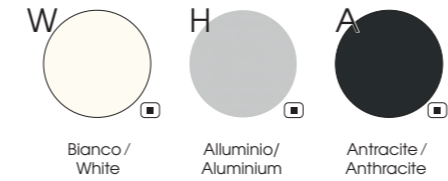


Tavoli / Tables **990.TR.C0.7A**

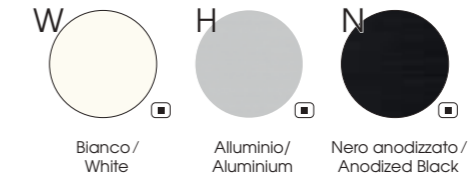
Piani di lavoro sp. 2.5 cm, in melaminico o laminato (☒) con bordi in ABS sp. 0.2 cm / Worktops and legs 2.5 cm thick, in melamine or laminate (☒) with ABS edge-profiles 0.2 cm  
Piano centrale con top access sp. 1.8 cm, in melaminico o laminato (☒) / Central worktops with top access 1.8 cm thick, in melamine or laminate (☒)



Gambe in metallo / Metal legs



Top access in alluminio / Aluminium Top access

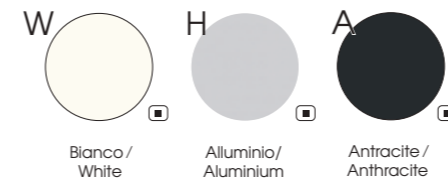


Tavoli / Tables **990.TR.C0.8A - 990.TR.C0.8B**


Piani di lavoro sp. 2.5 cm, in melaminico con bordi in ABS sp. 0.2 cm / Worktops and legs 2.5 cm thick, in melamine with ABS edge-profiles 0.2 cm



Gambe in metallo / Metal legs



Modesty panel in tessuto tecnico / Technical fabric modesty panel



Note

☒ Prodotti non in pronta consegna. Per la disponibilità contattare l'ufficio commerciale / Items not in prompt delivery. Please contact the commercial department to check availability.

Tavoli / Tables **990.TR.C0.9A**

Plani di lavoro sp. 2.5 cm, in melaminico o laminato (\*) con bordi in ABS sp. 0.2 cm / Worktops and legs 2.5 cm thick, in melamine or laminate (\*) with ABS edge-profiles 0.2 cm  
 Schiene sp.1.8 cm, in melaminico o laminato (\*) / Back panels 1.8 cm thick, in melamine or laminate (\*)




Gambe in metallo / Metal legs

Top access in alluminio / Aluminium Top access

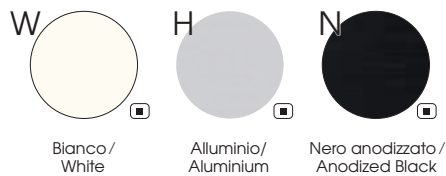


Tavoli / Tables **990.TR.C1.0A - 990.TR.C1.0B - 990.TR.C1.0C - 990.TR.C1.1A - 990.TR.C1.1B**

Plani di lavoro sp. 3.8 cm, in melaminico con bordi in ABS sp. 0.2 cm / Worktops and legs 3.8 cm thick, in melamine with ABS edge-profiles 0.2 cm thick  
 Colonne sp. 2.5 cm, in melaminico / Columns 2.5 cm thick, in melamine



Top access in alluminio / Aluminium Top access



Note

☐ Prodotti non in pronta consegna. Per la disponibilità contattare l'ufficio commerciale / Items not in prompt delivery. Please contact the commercial department to check availability.