
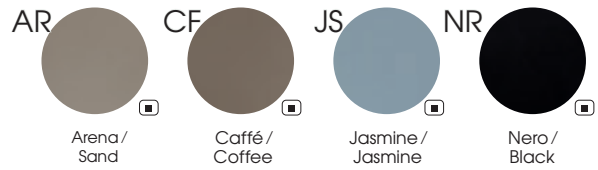


Tavoli / Tables


Piani di lavoro sp. 3.8 cm, in melaminico con bordi in ABS sp. 0.2 cm / Worktops 3.8 cm thick, in melamine with ABS edge-profiles 0.2 cm thick



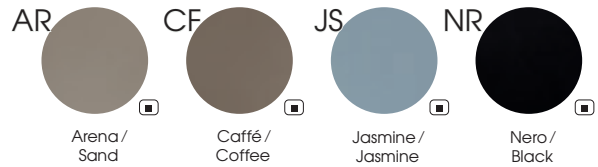

Piano di lavoro effetto pelle sp. 3.8 cm / Leather effect worktop 3.8 cm thick



Piano frontale dei piani composti - Gambe pannellate e struttura in melaminico sp. 3.8 cm / Frontal melamine worktops (for compound worktops) - Melamine panelled legs and frame 3.8 cm thick




Modesty panel effetto pelle sp. 2.5 cm / Leather effect modesty panel 2.5 cm thick





Contenitori multifunzione e Mobili di servizio / Multi - purpose storage unit and Service units


Scocche in melaminico / Melamine shells



Ante mobile di servizio, contenitore multifunzione e frontali cassetiera sp. 1.8 cm - Sportello apribile mobile di servizio sp. 2.5 cm / Service unit, multi-purpose unit doors and drawers front panel 1.8 cm thick - Service unit flip door 2.5 cm thick



Schiena pinnabile in tessuto 100% poliestere Trevira CS - JET Bioactive / Pinnable back panel with 100% polyester Trevira CS - JET Bioactive fabric



Note

Prodotti non in pronta consegna. Per la disponibilità contattare l'ufficio commerciale / Items not in prompt delivery. Please contact the commercial department to check availability;