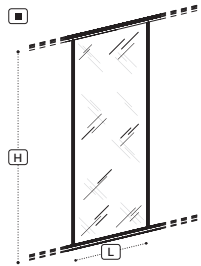


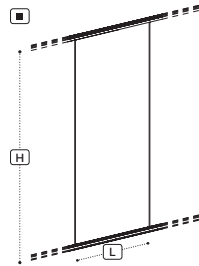
Pareti doppiovetro/Double-glass partitions

D 2 8/16"



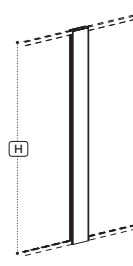
Moduli vetro/Glass partitions

D 2 8/16"



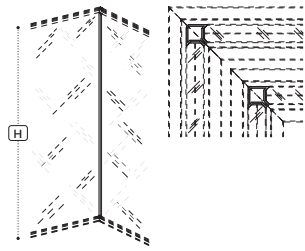
Moduli ciechi / Panelled partitions

W 8 14/16" x D 2 2/4"

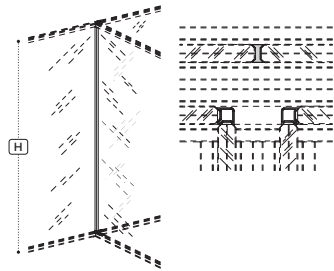


Modulo tecnico per passaggio cavi
/ Wire management technical module

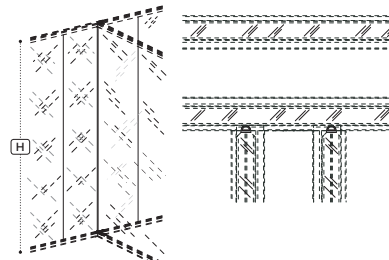
Profili per moduli vetro ad angolo/Glass module corner profiles



Per modulo angolo 90° a 2 vie
/For 2 way 90° corner module



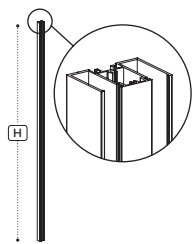
Per modulo angolo 90° a 3 vie
/For 3 way 90° corner module



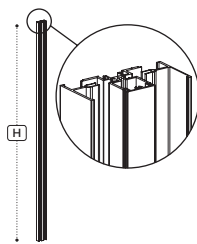
Per modulo angolo 90° a 3 vie
/For 3 way 90° corner module

Profili/Profiles

W 1 3/4" D 2 8/16"

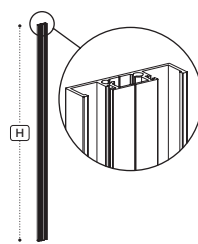


Profilo di partenza fisso
/Fixed start profile



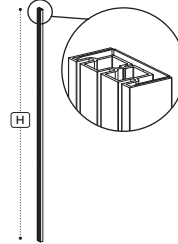
Profilo di chiusura con
elemento mobile/End profile
with movable element

W 5/8" D 2 8/16"



Profilo terminale
/Terminal profile

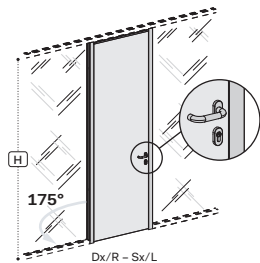
W 1 3/16" D 2 8/16"



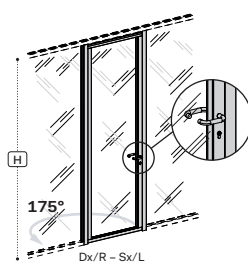
Profilo terminale telescopico
/Telescopic terminal profile

Porte/Doors

W 37 3/8" D 2 8/16"

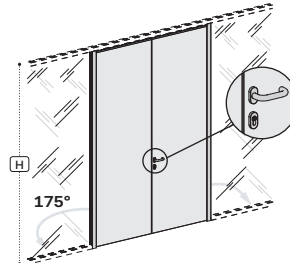


Porta anta battente cieca
/Single hinged panelled door

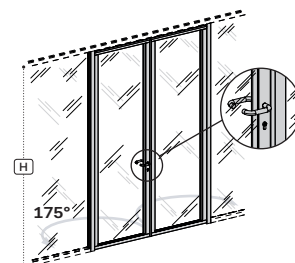


Porta anta battente vetro
/Single hinged glass door

W 74 7/8" D 2 8/16"



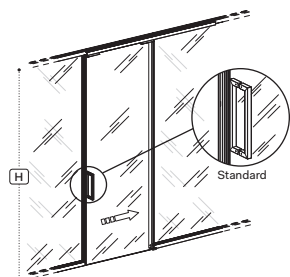
Porta doppia anta battente cieca
/Double hinged panelled door



Porta doppia anta battente vetro
/Double hinged glass door

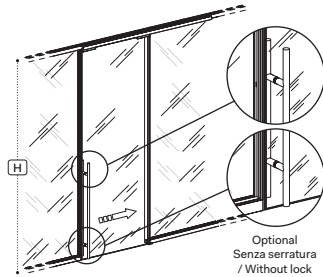
Porte scorrevoli/Sliding doors

W 37 3/8" D 2 8/16"



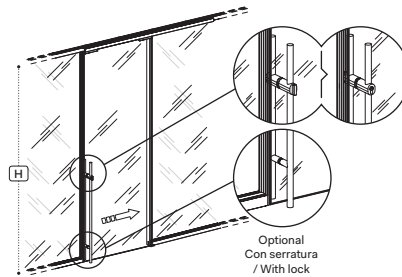
Porta scorrevole con anta in vetro
/Glass sliding door

W 37 3/8" D 2 8/16"



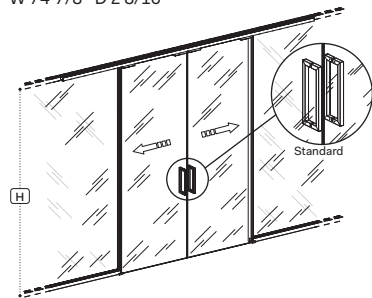
Porta scorrevole con anta in vetro
/Glass sliding door

W 37 3/8" D 2 8/16"



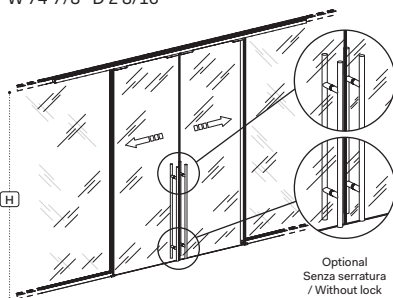
Porta scorrevole con anta in vetro
/Glass sliding door

W 74 7/8" D 2 8/16"



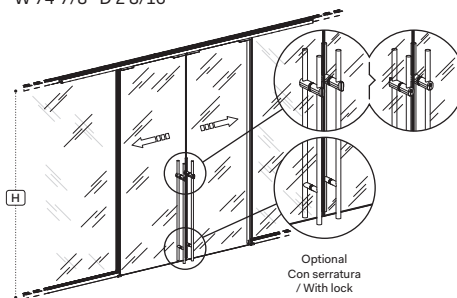
Porta scorrevole doppia anta in vetro
/Double sliding glass door

W 74 7/8" D 2 8/16"



Porta scorrevole doppia anta in vetro
/Double sliding glass door

W 74 7/8" D 2 8/16"



Porta scorrevole doppia anta in vetro
/Double sliding glass door

Note:

[1] Le dimensioni sono espresse in pollici - consultare il listino prezzi per le caratteristiche tecniche, i codici degli articoli e delle finiture/Dimensions are stated in inch - for technical characteristics, article code numbers and finishing see price list;

[2] La quotazione delle pareti monovetro verrà effettuata in base ai m² richiesti (HxL)/The quotation of the mono-glass partitions will be calculated according to the required square meters (HxL).