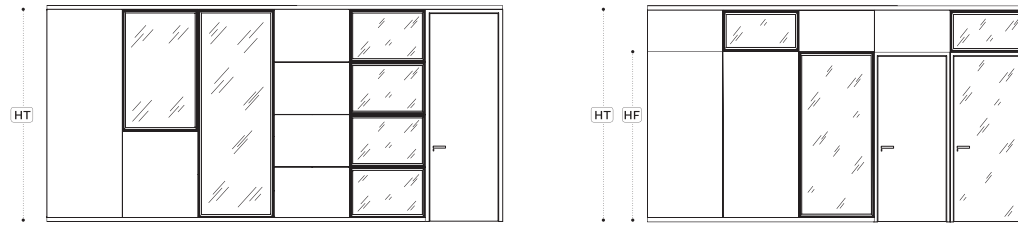


Schema dimensionale parete divisoria / Scheme of partition dimensions

D 3 15/16"



Tipologia: / Type: "L" - Low HF= 86 5/8"
 "M" - Medium HF= 99 3/16"
 "H" - High HF= 105 1/2"

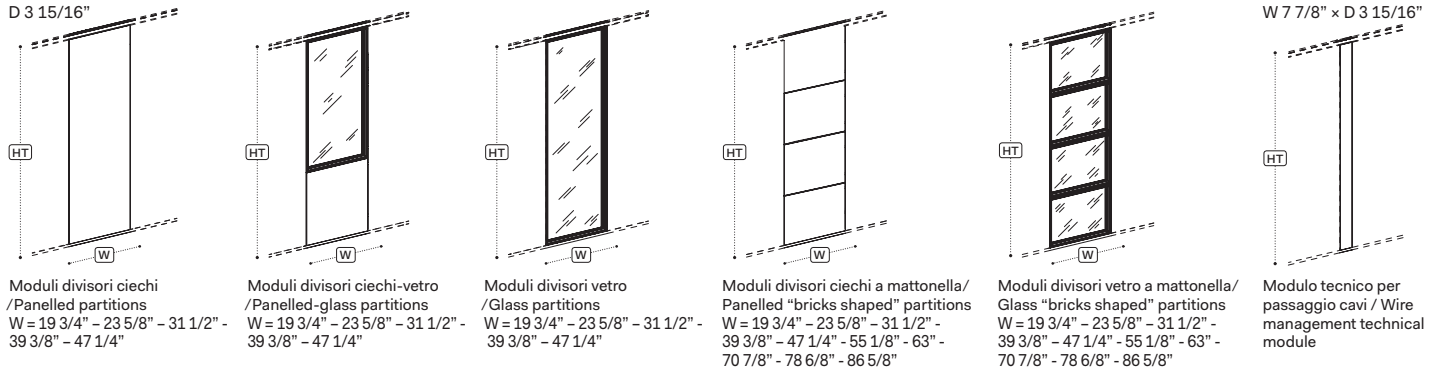
Moduli tutta altezza / Module full height

HT = Altezza totale / Total height

HF = Altezza filo parete / Upper line

Schema dimensionale parete divisoria / Scheme of partition dimensions

D 3 15/16"



Moduli divisori ciechi / Panelled partitions

W = 19 3/4" - 23 5/8" - 31 1/2" - 39 3/8" - 47 1/4"

Moduli divisori ciechi-vetro / Panelled-glass partitions

W = 19 3/4" - 23 5/8" - 31 1/2" - 39 3/8" - 47 1/4"

Moduli divisori vetro / Glass partitions

W = 19 3/4" - 23 5/8" - 31 1/2" - 39 3/8" - 47 1/4"

Moduli divisori ciechi a mattonella / Panelled "bricks shaped" partitions

W = 19 3/4" - 23 5/8" - 31 1/2" - 39 3/8" - 47 1/4" - 55 1/8" - 63" - 70 7/8" - 78 6/8" - 86 5/8"

Moduli divisori vetro a mattonella / Glass "bricks shaped" partitions

W = 19 3/4" - 23 5/8" - 31 1/2" - 39 3/8" - 47 1/4" - 55 1/8" - 63" - 70 7/8" - 78 6/8" - 86 5/8"

Modulo tecnico per passaggio cavi / Wire management technical module

W 7 7/8" x D 3 15/16"

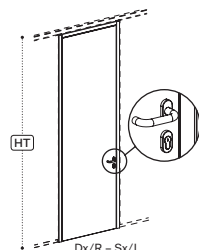
Porte/Doors

W 39 3/8" x D 3 15/16"



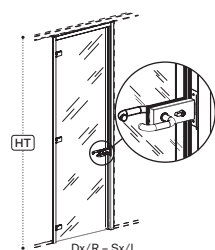
Modulo passaggio porta singola / Single door top module

W 39 3/8" x D 7 5/16"



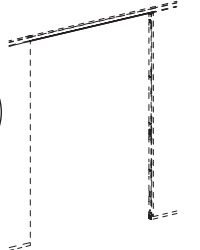
Porta anta battente cieca / Single hinged panelled door

W 78 6/8" x D 3 15/16"



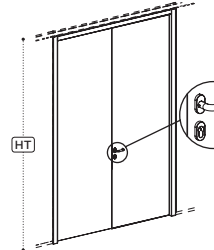
Porta anta battente vetro / Single hinged glass door

W 78 6/8" x D 7 5/16"




Modulo passaggio porta doppia / Double door top module

W 78 6/8" x D 3 15/16"



Porta doppia anta battente cieca / Double hinged panelled door

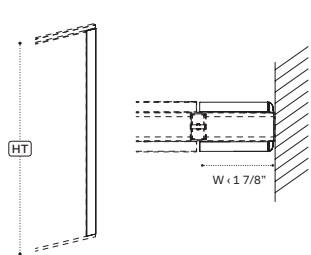
W 78 6/8" x D 7 5/16"



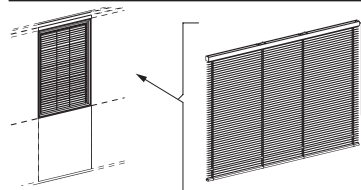
Porta doppia anta battente vetro / Double hinged glass door

Fasce di tamponamento / Fillers

W < 11 7/8" D 3 15/16"

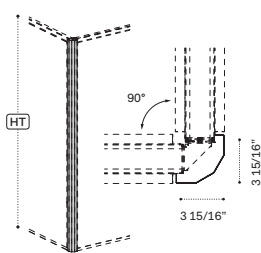


Accessori / Accessories

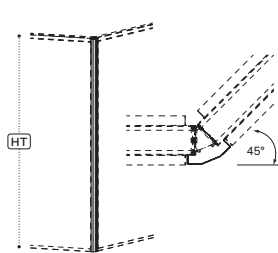


Tendine veneziane / Blinds

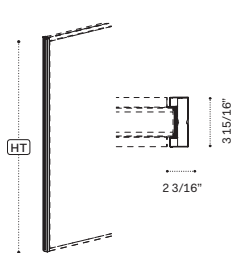
Angoli e testate / Corner and terminal profiles



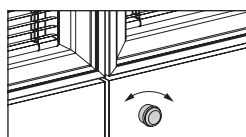
Carter metallico per angoli a 90° / Metal casing for 90° corners



Carter metallico per angoli a 45° / Metal casing for 45° corners



Carter metallico terminale / Terminal metal casing



Pomolo per regolazione orizzontale veneziana / Knob for blind horizontal adjustment

Note:

① Le dimensioni sono espresse in pollici - consultare il listino prezzi per le caratteristiche tecniche, i codici degli articoli e delle finiture / Dimensions are stated in inch - for technical characteristics, article code numbers and finishing see price list;

② Le pareti divisorie DV604 possono essere abbinare alle pareti attrezzate DV605 / The DV604 partition wall systems can be combined with the DV605 ones.