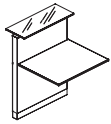


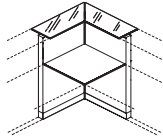
Moduli bancone standard/Standard counter units

P 85,5 x H 112



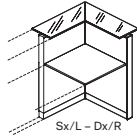
702.MB.11.08_L 80
702.MB.11.12_L 120
702.MB.11.18_L 180
Moduli dritti/Straight counter units

L 85,5 P 85,5 x H 112



702.MB.13.08_
Raccordo 90° 2 vie
/2 Way connection counter unit

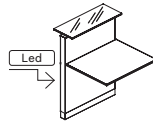
L 85,5 P 86,5 x H 112



702.MB.14.08_
Terminale 90° Dx - Sx
/Terminal counter unit 90° R - L

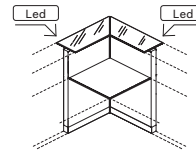
Moduli bancone con Led/Counter units with Led

P 85,5 x H 112



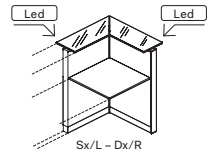
702.MB.11.08_ + Led L 80
702.MB.11.12_ + Led L 120
702.MB.11.18_ + Led L 180
Moduli dritti/Straight counter units

L 85,5 P 85,5 x H 112



702.MB.13.08_ + Led
Raccordo 90° 2 Vie
/2 Way connection counter unit

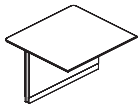
L 85,5 P 86,5 x H 112



702.MB.14.08_ + Led
Terminale 90° Dx - Sx
/Terminal counter unit 90° R - L

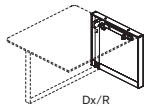
Moduli bancone con piano conversazione/Counter units with conversation top

P 105 x H 74



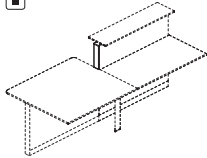
702.MB.12.12_L 120
702.MB.12.18_L 180
Modulo conversazione
/Conversation counter unit

L 82 P 8 x H 73



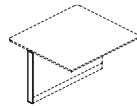
702.FC.13.08_ Dx - R/Sx - L
Fianchi terminali conversazione
/Terminal sides for conversation counter units

L 8 P 1 x H 34



702.CT.A1.01
Copertura superiore conversazione
/Upper cover element for conversation counter unit

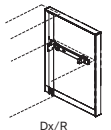
L 8 P 1 x H 71,5



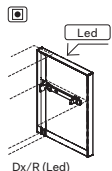
702.CT.B1.01
Copertura terminale conversazione
/Terminal cover element for conversation counter units

Componenti per bancone/Components for counter units

L 82 P 8 x H 108

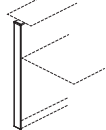


702.FC.11.08_
Fianchi terminali
/Terminal sides
Dx - R/Sx - L



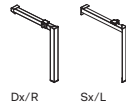
702.FC.11.08_ + Led
Fianchi terminali
/Terminal sides
Dx - R/Sx - L

L 8 P 1 x H 108



702.CT.10.01
Copertura terminale
/Terminal cover element

Gambe/Legs



702.GT.11.00
Gamba terminale
/Terminal leg
Dx - R/Sx - L



702.GM.11.00
Gamba intermedia
/Middle leg

Allunghi laterali/Lateral extensions

P 65 x H 74



801.TD.01.08_L 80
801.TD.01.10_L 100
801.TD.01.12_L 120

P 80 x H 74



801.TD.02.08_L 80
801.TD.02.10_L 100
801.TD.02.12_L 120

P 65 x H 1,8



801.AL.01.08_L 80
801.AL.01.10_L 100
801.AL.01.12_L 120

Cassettiere portanti/Carrying pedestals

L 42 P 65 x H 72,2



550.CS.30.04_

L 42 P 65 x H 72,2

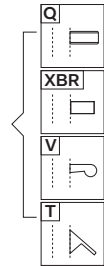


550.CS.40.04_

H 2,5



550.CG.11.04
Zoccolo (Optional)
/Base frame (Optional)



Cassettiere/Pedestals

L 42 P 57 x H 55,5

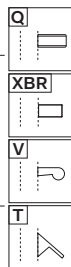


550.CS.10.04_
Melaminico/Melamine

□



550.CS.20.04_
Melaminico/Melamine



L 32,2 P 54,2 x H 55,6



550.CS.1M.03_
Metalliche/Metallic

□



550.CS.2M.03_
Metalliche/Metallic

L 42,2 P 54,2 x H 55,6



550.CS.1M.04_
Metalliche - Vaschetta porta cancelleria
inclusa/Metallic - Stationery tray included

□



550.CS.2M.04_
Metalliche - Vaschetta porta cancelleria
inclusa/Metallic - Stationery tray included

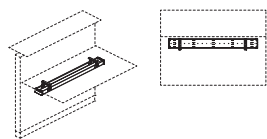
Note: Per portacancelleria cassette, vedi capitolo DV300-Accessori / For stationery tray, see chapter DV300-Accessories.

Canalizzazione – Elettrificazione/Wire-Management – Electrification

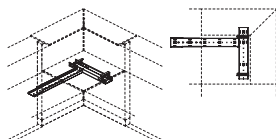
P 10,2 × H 4,5

P 10,2 × H 4,5

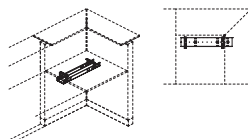
L 80 P 10,2 × H 4,5



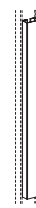
702.AP.01.08 L 80
702.AP.01.12 L 120
702.AP.01.18 L 180



702.AP.01.07



702.AP.T1.08



702.AP.09.00



300.AP.V1.00



702.AP.03.01



300.AP.F1.00



702.DM.01.00



702.DM.02.00



USA UK

702.AL.L6.00
30W/110 – 240V ± 12V

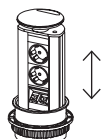


USA UK

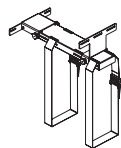
702.AL.L7.00
50W/110 – 240V ± 12V



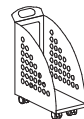
300.AP.S1.02 L 20,5
300.AP.S1.03 L 30
300.AP.S1.04 L 42



300.APT4.01
300.APT5.01 – UK
300.APT6.01 – US



702.AC.01.00



300.AC.06.05

Ø 8



300.AP.T8.11
300.AP.T8.14
300.AP.T8.17
300.AP.T8.20

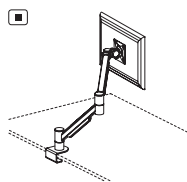


300.AP.T2.01 Ø 8



300.AP.T7.01_Ø 6
300.AP.T8.01_Ø 8

Bracci porta video/Arms for video support



300.AC.02.01
Braccio porta video mobile su piano
/Dynamic arm for video support on deskbase

Note:

1 Progettare la composizione del bancone ed aggiungere: n°1 gamba intermedia per ogni collegamento tra due moduli; n°1 gamba terminale Dx o Sx, o fianco terminale Dx o Sx, o fianco terminale conversazione Dx o Sx per ogni lato finale del bancone; coperture terminali nella stessa quantità delle gambe terminali; copertura superiore per ogni collegamento tra modulo conversazione e modulo bancone; / When designing the counter composition, add the following elements: n°1 middle leg for each connection between two counters; n°1 terminal leg (RH or LH) or terminal side (RH or LH), or terminal side for conversation counter unit (RH or LH) on each side of the counter unit; add the terminal covers elements according to the same quantity of terminal legs; upper cover element for the connection between the conversation counter unit and the standard counter unit;

2 Le dimensioni sono espresse in cm – consultare il listino prezzi per le caratteristiche tecniche, i codici degli articoli e delle finiture/Dimensions are stated in cm – for technical characteristics, article code numbers and finishing see price list;

3 Per la scelta dei contenitori e degli accessori vari, consultare il relativo listino o catalogo/To choose storage units and accessories, please check correspondent pricelist or catalogue;

Prodotti non in pronta consegna. Per la disponibilità contattare l'ufficio commerciale/Items not in prompt delivery. Please contact the commercial department to check availability;

Articoli prodotti solo su richiesta/Items produced only on demand;

Fino ad esaurimento/Until exhaustion;

Con serratura/With lock;

Componenti non collegabili con modulo conversazione / Items that cannot be connected with the conversation counter units.