

Moduli bancone standard / Standard counter units

D 33 11/16" x H 44 1/8"	W33 11/16" D 33 11/16" x H 44 1/8"	W 33 11/16" D 34 1/8" x H 44 1/8"
702.MB.11.08_ W 31 1/2" 702.MB.11.12_ W 47 1/4" 702.MB.11.18_ W 70 7/8" Moduli dritti / Straight counter units	702.MB.13.08_ Raccordo 90° 2 vie / 2 Way connection counter unit	702.MB.14.08_ Terminale 90° Dx - Sx / Terminal counter unit 90° R - L

Moduli bancone con Led / Counter units with Led

D 33 11/16" x H 44 1/8"	W 33 11/16" D 33 11/16" x H 44 1/8"	W 33 11/16" D 34 1/8" x H 44 1/8"
702.MB.11.08_+Led W 31 1/2" 702.MB.11.12_+Led W 47 1/4" 702.MB.11.18_+Led W 70 7/8" Moduli dritti / Straight counter units	702.MB.13.08_ + Led Raccordo 90° 2 Vie / 2 Way connection counter unit	702.MB.14.08_ + Led Terminale 90° Dx - Sx / Terminal counter unit 90° R - L

Moduli bancone con piano conversazione / Counter units with conversation top

D 41 3/8" x H 29 1/8"	W 32 1/4" D 3 1/8" x H 28 3/4"	W 3 1/8" D 3/8" x H 13 3/8"	W 3 1/8" D 3/8" x H 28 1/8"
702.MB.12.12_ W 47 1/4" 702.MB.12.18_ W 70 7/8" Modulo conversazione / Conversation counter unit	702.FC.13.08_ Dx - R/Sx - L Fianchi terminali conversazione / Terminal sides for conversation counter units	702.CT.A1.01 Copertura superiore conversazione / Upper cover element for conversation counter unit	702.CT.B1.01 Copertura terminale conversazione / Terminal cover element for conversation counter units

Componenti per bancone / Components for counter units

W 32 1/4" D 3 1/8" x H 42 1/2"	H 42 1/2"
702.FC.11.08_ Fianchi terminali / Terminal sides Dx - R/Sx - L	702.CT.10.01 Copertura terminale / Terminal cover element

Gambe / Legs

702.GT.11.00 Gamba terminale / Terminal leg Dx - R/Sx - L	702.GM.11.00 Gamba intermedia / Middle leg

Allunghi laterali / Lateral extensions

D 25 3/16" x H 29 1/8"	D 31 1/2" x H 29 1/8"	D 25 5/8" x H 23/32"
801.TD.01.08_ W 31 1/2" 801.TD.01.10_ W 39 3/8" 801.TD.01.12_ W 47 1/4"	801.TD.02.08_ W 31 1/2" 801.TD.02.10_ W 39 3/8" 801.TD.02.12_ W 47 1/4"	801.AL.01.08_ W 31 1/2" 801.AL.01.10_ W 39 3/8" 801.AL.01.12_ W 47 1/4"

Cassettiere portanti / Carrying pedestals

W 16 4/8" D 25 5/8" x H 28 7/16"	W 16 4/8" D 25 5/8" x H 28 7/16"	H 1"
550.CS.30.04_	550.CS.40.04_	550.CG.11.04 Zoccolo (Optional) / Base frame (Optional)

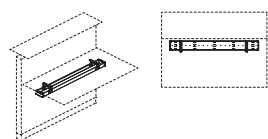
Cassettiere / Pedestals

W 16 4/8" D 22 1/2" x H 21 7/8"	W 12 11/16" D 21 3/8" x H 21 7/8"	W 16 5/8" D 21 3/8" x H 21 7/8"
550.CS.10.04_ Melaminico / Melamine	550.CS.1M.03_ Metalliche / Metallic	550.CS.2M.04_ Metalliche - Vaschetta porta cancelleria inclusa / Metallic - Stationery tray included

Note: Per portacancelleria cassette, vedi capitolo DV300-Accessori / For stationary tray, see chapter DV300-Accessories.

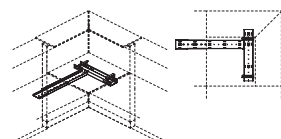
Canalizzazione – Elettrificazione/Wire-Management – Electrification

D 4" x H 1 3/4"



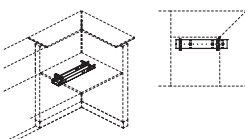
702.AP.01.08 W 31 1/2"
702.AP.01.12 W 47 1/4"
702.AP.01.18 W 70 7/8"

D 4" x 1 3/4"



702.AP.01.07

W 31 1/2" D 4" x H 1 3/4"



702.APT.1.08



702.AP.09.00



300.AP.V.1.00



702.AP.03.01



300.AP.F.1.00



702.DM.01.00



702.DM.02.00




USA UK

702.AL.L6.00
30W/110 – 240V ± 12V

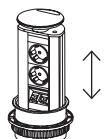


USA UK

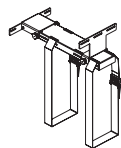
702.AL.L7.00
50W/110 – 240V ± 12V



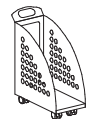
300.AP.S1.02 W 8 1/8"
300.AP.S1.03 W 11 7/8"
300.AP.S1.04 W 16 4/8"



300.APT.4.01
300.APT.5.01 – UK
300.APT.6.01 – US



702.AC.01.00



300.AC.06.05

Ø 3 1/8"



300.AP.T8.11
300.AP.T8.14
300.AP.T8.17
300.AP.T8.20

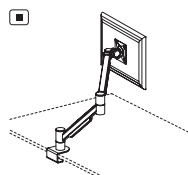


300.AP.T2.01 Ø 3 1/8"



300.AP.T7.01_Ø 2 3/8"
300.AP.T8.01_Ø 3 1/8"

Bracci porta video/Arms for video support



300.AC.02.01
Braccio porta video mobile su piano
/Dynamic arm for video support on deskbase

Note:

1 Progettare la composizione del bancone ed aggiungere: n°1 gamba intermedia per ogni collegamento tra due moduli; n° 1 gamba terminale Dx o Sx, o fianco terminale Dx o Sx, o fianco terminale conversazione Dx o Sx per ogni lato finale del bancone; coperture terminali nella stessa quantità delle gambe terminali; copertura superiore per ogni collegamento tra modulo conversazione e modulo bancone; / When designing the counter composition, add the following elements: n°1 middle leg for each connection between two counters; n°1 terminal leg (RH or LH) or terminal side (RH or LH), or terminal side for conversation counter unit (RH or LH) on each side of the counter unit; add the terminal covers elements according to the same quantity of terminal legs; upper cover element for the connection between the conversation counter unit and the standard counter unit;

2 Le dimensioni sono espresse in pollici – consultare il listino prezzi per le caratteristiche tecniche, i codici degli articoli e delle finiture/Dimensions are stated in inch – for technical characteristics, article code numbers and finishing see price list;

3 Per la scelta dei contenitori e degli accessori vari, consultare il relativo listino o catalogo/To choose storage units and accessories, please check correspondent pricelist or catalogue;

4 Prodotti non in pronta consegna. Per la disponibilità contattare l'ufficio commerciale/Items not in prompt delivery. Please contact the commercial department to check availability;

5 Articoli prodotti solo su richiesta/Items produced only on demand;

6 Fino ad esaurimento/Until exhaustion;

7 Con serratura/With lock;

8 Componenti non collegabili con modulo conversazione / Items that cannot be connected with the conversation counter units.