

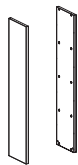
Scocca / Body

W 16 2/8" x D 1 1/2"

W 16 2/8" x D 1 1/2"

W 14 15/16" H 1 1/2" x D 16 2/8"

W 31 1/8" H 1 1/2" x D 16 2/8"



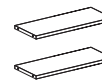
525.CU.FA.13\_ H 50 3/4"  
525.CU.FA.17\_ H 67 1/8"  
525.CU.FA.21\_ H 83 1/2"  
525.CU.FA.25\_ H 100"  
Coppia fianchi terminali/Pair of lateral sides



525.CU.FI.13\_ H 50 3/4"  
525.CU.FI.17\_ H 67 1/8"  
525.CU.FI.21\_ H 83 1/2"  
525.CU.FI.25\_ H 100"  
Fianco intermedio/Middle side



525.CU.CF.04\_  
Fondo - coperchio/Bottom - top



525.CU.CF.08\_  
Fondo - coperchio/Bottom - top

**Note:** N.B.: sulla scocca non sono presenti fori o pre-fori. Per il montaggio di ante, push-pull e schiene è necessario acquistare la dima.  
/ N.B.: Drills or pre-drills are not present on the body. For assembly of doors, push-pull and back panels, it is necessary to order the drilling tool.

Ripiani L 38/Shelves W 14 15/16"

W 14 15/16" H 1 1/2" x D 16 2/8"



525.CU.R1.10.41\_  
Ripiano singolo/Single shelf



525.CU.R2.10.41\_  
Coppia ripiani/Pair of shelves



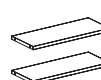
525.CU.R3.10.41\_  
Tre ripiani/Three shelves

Ripiani L 79/Shelves W 31 1/8"

W 31 1/8" H 1 1/2" x D 16 2/8"



525.CU.R1.10.81\_  
Ripiano singolo/Single shelf



525.CU.R2.10.81\_  
Coppia ripiani/Pair of shelves



525.CU.R3.10.81\_  
Tre ripiani/Three shelves

Dima/Drilling template

W 2" D 1 3/16" x H 14 9/16"



525.KT.01.00  
Dima di foratura per montaggio ante, push-pull e schiene  
/ Drilling tool for assembly of doors, push-pull and back panels



525.KT.03.00  
Dima di foratura per montaggio anta a ribalta  
/ Drilling tool for assembly flap doors


Canalizzazione/Wire management



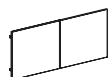
300.AP.15.16 W 63"

Ante/Doors

W 16 1/8" H 16 1/8" x D 23/32"

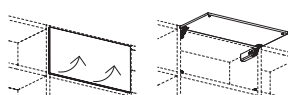


525.CU.AN.04\_  
Ante con sistema push-pull/Doors with push-pull system



525.CU.AN.08\_  
Coppia ante con sistema push-pull / Pair of doors with push-pull system


W 32 1/4" H 16 1/8" x D 23/32"



525.CU.RA.08\_  
Anta a ribalta con sistema push-pull / Push-pull flap door

Schiene interne/Inner back panel

W 14 6/8" H 14 6/8"



525.CU.SI.04\_

W 31 1/8" H 14 6/8"



525.CU.SI.08\_

Schiene esterne/Outer back panel

W 16 1/8" H 16 1/8"



525.CU.SE.04\_

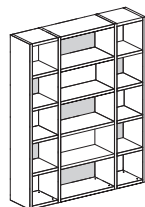
W 32 1/4" H 16 1/8"



525.CU.SE.08\_

**Note:** È obbligatorio integrare alle librerie componibili almeno 1 schiena (interna o interna + esterna di finitura) per ogni due colonne/It is obligatory to integrate at least 1 back panel (internal or internal + external finishing panel) each two columns

Esempio di composizione H 212 / Composition example H 83 1/2"



525.CU.FA.21\_  
(x2) 525.CU.FI.21\_  
(x2) 525.CU.CF.04\_  
525.CU.CF.08\_  
(x4) 525.CU.R2.10.41\_  
(x2) 525.CU.R2.10.81\_  
(x4) 525.CU.SE.04\_  
(x4) 525.CU.SI.04\_  
(x3) 525.CU.SE.08\_  
(x3) 525.CU.SI.08\_  
525.KT.01.00

Note:

1 Le dimensioni sono espresse in pollici - consultare il listino prezzi per le caratteristiche tecniche, i codici degli articoli e delle finiture/Dimensions are stated in inch - for technical characteristics, article code numbers and finishing see price list;

Prodotti non in pronta consegna. Per la disponibilità contattare l'ufficio commerciale/Items not in prompt delivery. Please contact the commercial department to check availability;

1 Le librerie con solo schiene interne vanno sempre fissate a muro.

E' obbligatorio fissare a muro le librerie con altezza superiore a 175 cm - 69" per evitare il ribaltamento. Il sistema di ancoraggio a pavimento o a soffitto per le librerie posizionate a centro stanza non è previsto a listino, è quindi a carico del cliente; / Bookshelves with only internal back panels need to be fixed to the wall. It is obligatory to fix against the wall the libraries higher than 175 cm - 69", in order to prevent tipping. The fixing mechanism to the floor or ceiling for libraries positioned in the middle of the room, is not provided in the Price List, it is at client's expense.