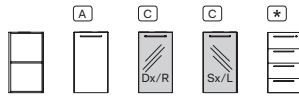
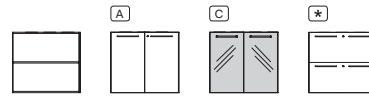


Contenitori universali/Universal storage units

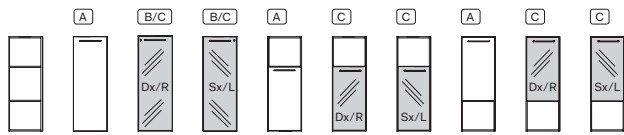
W 17 6/8" x H 32 9/16"



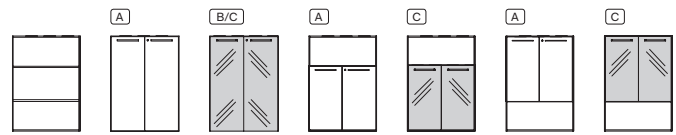
W 35 7/16" x H 32 9/16"



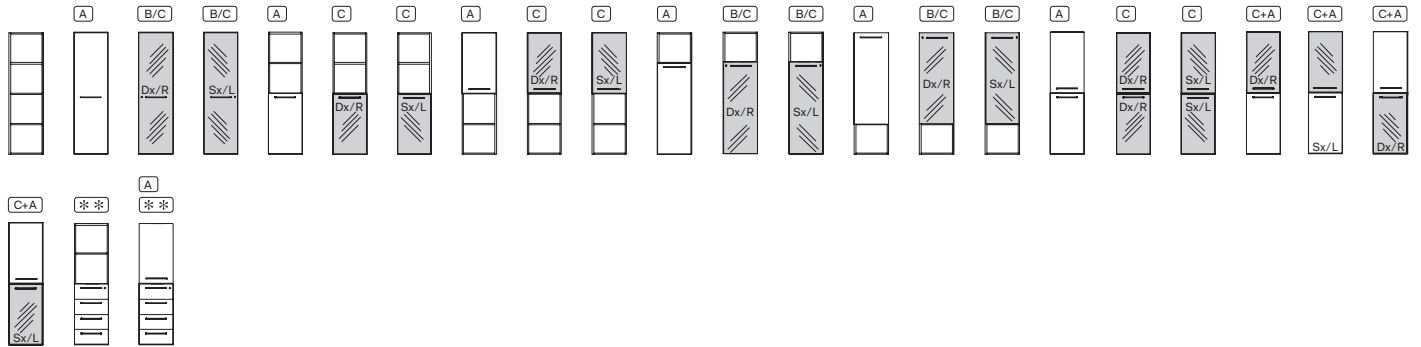
W 17 6/8" x H 50 3/16"



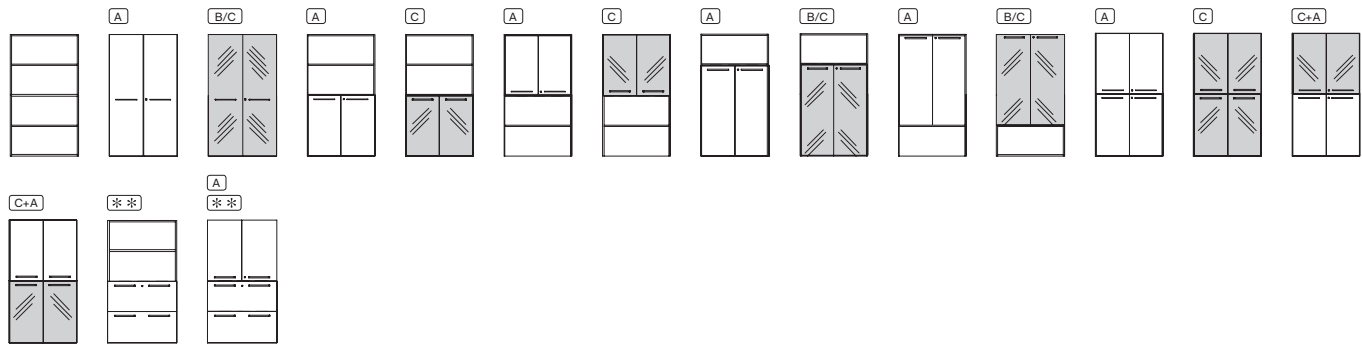
W 35 7/16" x H 50 3/16"



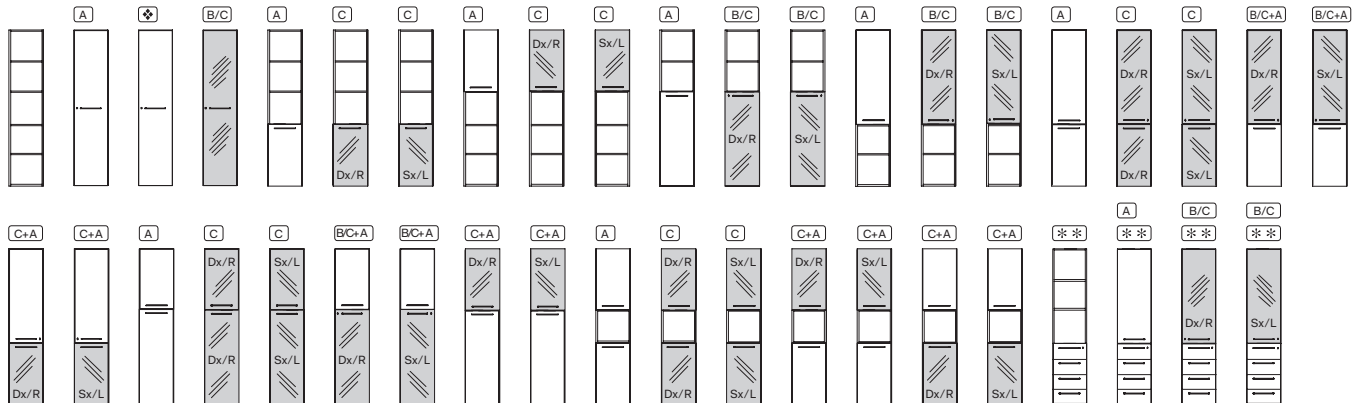
W 17 6/8" x H 64 1/16"



W 35 7/16" x H 64 1/16"



W 17 6/8" x H 81 11/16"



Note:

Tipologie ante vetro disponibili / Available glass doors

- (A) Anta in melaminico / Wooden door;
- (B) Anta vetro acidato con telaio in alluminio dotata di serratura / Acetated glass door with aluminium frame and lock;
- (C) Anta vetro retrolaccato con telaio in alluminio / Rear-lacquered glass door with aluminium frame;

I contenitori P 35 cm sono disponibili solo con ripiani in melaminico / 13 6/8" deep storage units are available only with melamine shelves;

(*) Contenitori appendiabiti disponibili solo P 45 cm / Wardrobe storage units only available in 17 6/8" depth;

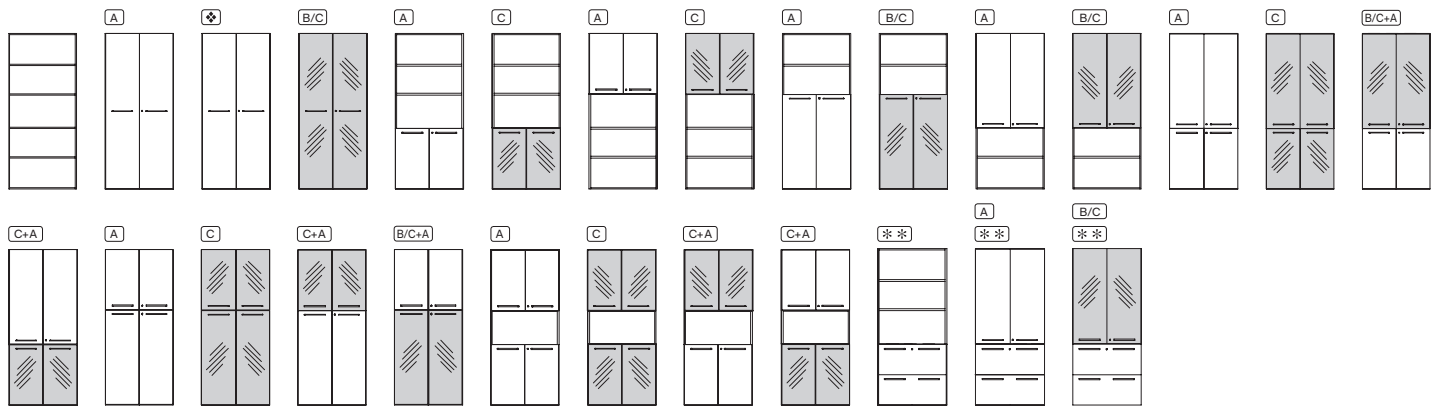
(*) Contenitori disponibili solo P 45 cm / Storage units available only in 17 6/8" depth;

(**) Contenitori sovrapposti disponibili solo P 45 cm / Stackable storage units only available in 17 6/8" depth;

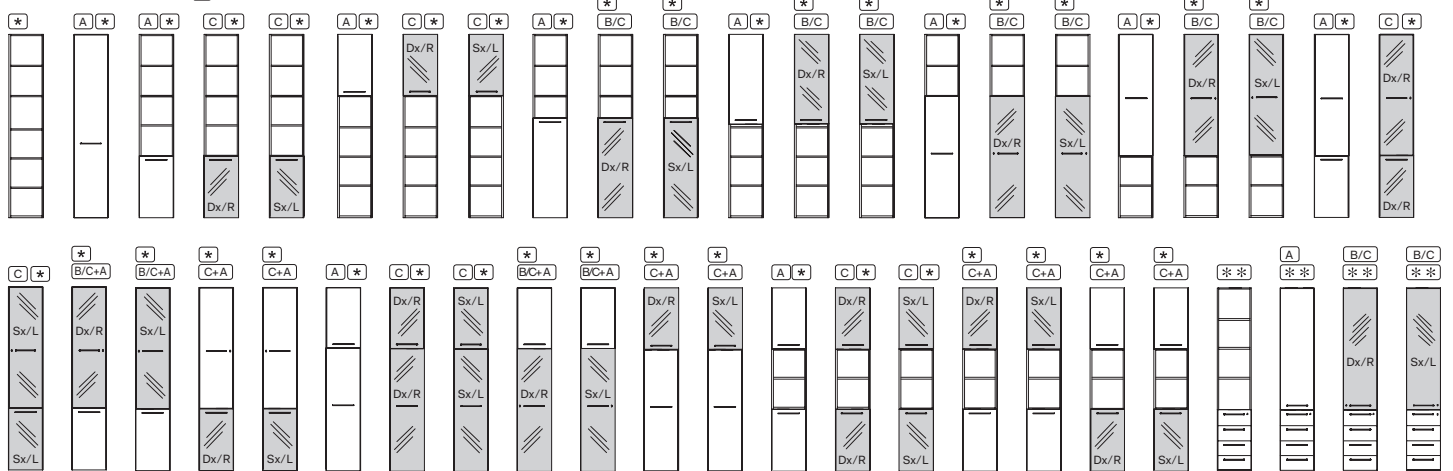
(1) Le dimensioni sono espresse in pollici - consultare il listino prezzi per le caratteristiche tecniche, i codici degli articoli e delle finiture / Dimensions are stated in inch - for technical characteristics, article code numbers and finishing see price list.

Contenitori universali/Universal storage units

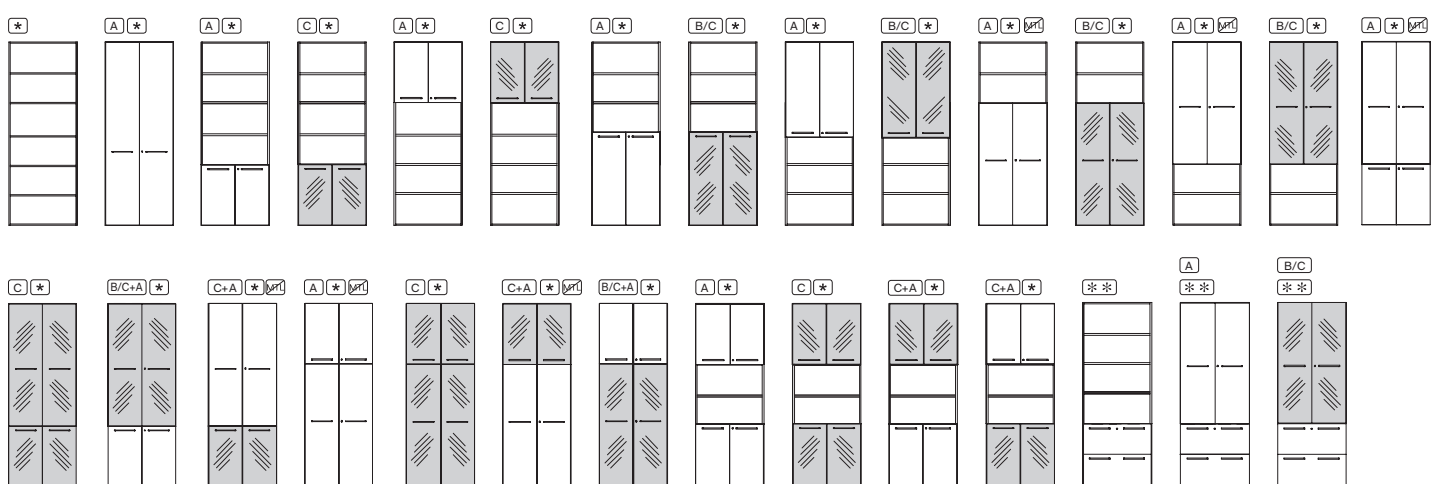
W 35 7/16" × H 81 11/16"



W 17 6/8" × H 95 1/2"



W 35 7/16" × H 95 1/2"



Note: ATTENZIONE: Ripiano in metallo non utilizzabile nelle composizioni contrassegnate con il simbolo /ATTENTION: Metal shelf not usable in compositions marked with the symbol

Note:

Tipologie ante vetro disponibili / Available glass doors

- (A) Anta in melaminico / Wooden door;
- (B) Anta vetro acidato con telaio in alluminio dotata di serratura / Acetated glass door with aluminium frame and lock;
- (C) Anta vetro retrolaccato con telaio in alluminio / Rear-lacquered glass door with aluminium frame;

I contenitori P 35 cm sono disponibili solo con ripiani in melaminico / 13 6/8" deep storage units are available only with melamine shelves;

- Contenitori appendiabiti disponibili solo P 45 cm / Wardrobe storage units only available in 17 6/8" depth;
- * Contenitori disponibili solo P 45 cm / Storage units available only in 17 6/8" depth;

Contenitori sovrapposti disponibili solo P 45 cm / Stackable storage units only available in 17 6/8" depth;

1 Le dimensioni sono espresse in pollici - consultare il listino prezzi per le caratteristiche tecniche, i codici degli articoli e delle finiture / Dimensions are stated in inch - for technical characteristics, article code numbers and finishing see price list.

I contenitori H 242,5 cm vanno sempre fissati a muro e completati di zoccoli metallici. / The storage units H 95 1/2" must be fixed to the wall and completed with metal plinth.

Contenitori a giorno/Open storage units

W 17 6/8" x H 32 9/16" W 35 7/16" x H 32 9/16"



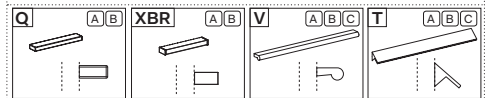
503.CU.GA.08.11_D 13 1/16"
503.CU.GB.08.11_D 16 15/16"
503.CU.GM.08.11_D 16 15/16"

503.CU.GA.08.21_D 13 1/16"
503.CU.GB.08.21_D 16 15/16"
503.CU.GM.08.21_D 16 15/16"

Note:

503...A...P 33,2 / 503...B...P 43: Ripiano in melaminico/Melamine shelf
503...M...P 43: Ripiano in metallo/Metal shelf

Tipologie maniglie disponibili/Available handle typologies



Maniglia "Q" e "XBR" utilizzabile solo con ante piene o ante in vetro acidate
/ Handle "Q" and "XBR" to be used only with wooden doors or acetated glass door

W 17 6/8" x H 50 3/16" W 35 7/16" x H 50 3/16" W 17 6/8" x H 50 3/16" W 35 7/16" x H 50 3/16"



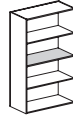
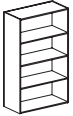
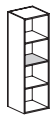
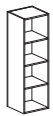
503.CU.GA.12.11_D 13 1/16"
503.CU.GB.12.11_D 16 15/16"
503.CU.GM.12.11_D 16 15/16"

503.CU.GA.12.21_D 13 1/16"
503.CU.GB.12.21_D 16 15/16"
503.CU.GM.12.21_D 16 15/16"

503.CU.SA.12.11_D 13 1/16"
503.CU.SB.12.11_D 16 15/16"
503.CU.SM.12.11_D 16 15/16"

503.CU.SA.12.21_D 13 1/16"
503.CU.SB.12.21_D 16 15/16"
503.CU.SM.12.21_D 16 15/16"

W 17 6/8" x H 64 1/16" W 17 6/8" x H 64 1/16" W 35 7/16" x H 64 1/16" W 35 7/16" x H 64 1/16" W 35 7/16" x H 64 1/16"



503.CU.GA.16.11_D 13 1/16"
503.CU.GB.16.11_D 16 15/16"
503.CU.GM.16.11_D 16 15/16"

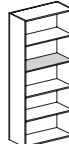
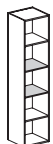
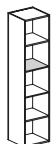
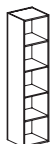
503.CU.SA.16.11_D 13 1/16"
503.CU.SB.16.11_D 16 15/16"
503.CU.SM.16.11_D 16 15/16"
Per ante sovrapposte o parziali
/For overlapped or partial doors

503.CU.GA.16.21_D 13 1/16"
503.CU.GB.16.21_D 16 15/16"
503.CU.GM.16.21_D 16 15/16"

503.CU.SA.16.21_D 13 1/16"
503.CU.SB.16.21_D 16 15/16"
503.CU.SM.16.21_D 16 15/16"
Per ante sovrapposte o parziali
/For overlapped or partial doors

503.CU.EA.16.21_D 13 1/16"
503.CU.EB.16.21_D 16 15/16"
503.CU.EM.16.21_D 16 15/16"
Per ante in vetro con telaio in all. anod.
/For glass doors with anod. alumin. frame

W 17 6/8" x H 81 11/16" W 17 6/8" x H 81 11/16" W 17 6/8" x H 81 11/16" W 35 7/16" x H 81 11/16" W 35 7/16" x H 81 11/16" W 35 7/16" x H 81 11/16" W 35 7/16" x H 81 11/16"



503.CU.GA.20.11_D 13 1/16"
503.CU.GB.20.11_D 16 15/16"
503.CU.GM.20.11_D 16 15/16"

503.CU.SA.20.11_D 13 1/16"
503.CU.SB.20.11_D 16 15/16"
503.CU.SM.20.11_D 16 15/16"
Per ante sovrapposte o parziali
/For overlapped or partial doors

503.CU.NA.20.11_D 13 1/16"
503.CU.NB.20.11_D 16 15/16"
503.CU.NM.20.11_D 16 15/16"
Per ante parziali o vano a giorno
/For partial doors and open space

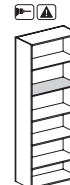
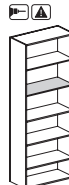
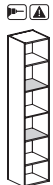
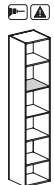
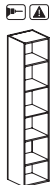
503.CU.GA.20.21_D 13 1/16"
503.CU.GB.20.21_D 16 15/16"
503.CU.GM.20.21_D 16 15/16"

503.CU.EA.16.21_D 13 1/16"
503.CU.EB.16.21_D 16 15/16"
503.CU.EM.16.21_D 16 15/16"
Per ante sovrapposte o parziali
/For overlapped or partial doors

503.CU.NA.20.21_D 13 1/16"
503.CU.NB.20.21_D 16 15/16"
503.CU.NM.20.21_D 16 15/16"
Per ante parziali o vano a giorno
/For partial doors and open space

503.CU.EA.20.21_D 13 1/16"
503.CU.EB.20.21_D 16 15/16"
503.CU.EM.20.21_D 16 15/16"
Per ante in vetro acidato/For acetated tempered glass doors

W 17 6/8" x H 95 1/2" W 17 6/8" x H 95 1/2" W 17 6/8" x H 95 1/2" W 35 7/16" x H 95 1/2" W 35 7/16" x H 95 1/2" W 35 7/16" x H 95 1/2" W 35 7/16" x H 95 1/2"



503.CU.GB.24.11_D 16 15/16"
503.CU.GM.24.11_D 16 15/16"

503.CU.SB.24.11_D 16 15/16"
503.CU.SM.24.11_D 16 15/16"
Per ante sovrapposte o parziali
/For overlapped or partial doors

503.CU.NB.24.11_D 16 15/16"
503.CU.NM.24.11_D 16 15/16"
Per ante parziali o vano a giorno
/For partial doors and open space

503.CU.GB.24.21_D 16 15/16"
503.CU.GM.24.21_D 16 15/16"

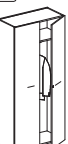
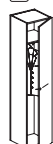
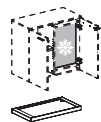
503.CU.SB.24.21_D 16 15/16"
Per ante sovrapposte o parziali
/For overlapped or partial doors

503.CU.NB.24.21_D 16 15/16"
503.CU.NM.24.21_D 16 15/16"
Per ante parziali o vano a giorno
/For partial doors and open space

503.CU.EB.24.21_D 16 15/16"
503.CU.EM.24.21_D 16 15/16"
Per ante parziali H 159,6 in vetro acidato/For partial doors H 159,6 in acetated tempered glass

Contenitori attrezzati/Storage units with accessories

W 17 6/8" D 17 6/8" W 35 7/16" D 17 6/8" W 35 7/16" D 17 6/8" W 35 7/16" D 17 6/8" W 35 7/16" D 17 6/8" W 35 7/16" D 17 6/8" W 17 6/8" D 17 6/8" W 35 7/16" D 17 6/8"



503.CU.C0.08_

503.CU.L0.08_

503.CU.F0.08_

503.CU.F0.09_

503.CU.F0.10_

503.CU.ZF.09_
Zoccolo metallico per contenitore basso con frigo
bar/Base metal frame for unit with wooden doors and mini-bar

503.CU.P0.20.11_

503.CU.P0.20.21_

Note:

1 Le dimensioni sono espresse in pollici - consultare il listino prezzi per le caratteristiche tecniche, i codici degli articoli e delle finiture/Dimensions are stated in inch - for technical characteristics, article code numbers and finishing see price list.

F Frigo-bar/Mini-bar.













Con serratura/With lock;

Prodotti non in pronta consegna. Per la disponibilità contattare l'ufficio commerciale/Items not in prompt delivery. Please contact the commercial department to check availability;





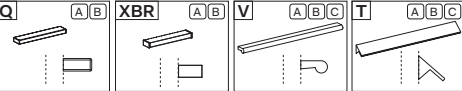




















I contenitori H 242,5 cm vanno sempre fissati a muro e completati di zoccoli metallici./The storage units H 95 1/2" must be fixed to the wall and completed with metal plinth.

I contenitori H 242,5 non possono essere integrati con le ante H 204,4; /The storage units H 95 1/2" cannot be integrated with H 80 1/2" doors;

Ante piene  / Wooden doors 

<p>W 17 5/8" D 23/32" x H 31 5/16"</p>  <p>503.CA.10.08_</p>	<p>W 35 1/4" D 23/32" x H 31 5/16"</p>  <p>503.CA.20.08_</p>	<p>W 35 1/4" D 23/32" x H 31 5/16"</p>  <p>503.CA.30.08_</p>	<p>W 17 5/8" D 23/32" x H 49"</p>  <p>503.CA.10.12_</p>	<p>W 35 1/4" D 23/32" x H 49"</p>  <p>503.CA.20.12_</p>	<p>W 35 1/4" D 23/32" x H 49"</p>  <p>503.CA.30.12_</p>
<p>W 17 5/8" D 23/32" x H 62 13/16"</p>  <p>503.CA.10.15_</p>	<p>W 35 1/4" D 23/32" x H 62 13/16"</p>  <p>503.CA.20.15_</p>	<p>W 17 5/8" D 23/32" x H 80 1/2"</p>  <p>503.CA.10.20_</p>	<p>W 35 1/4" D 23/32" x H 80 1/2"</p>  <p>503.CA.20.20_</p>	<p>W 17 5/8" D 23/32" x H 94 5/16"</p>  <p>503.CA.10.24_</p>	<p>W 35 1/4" D 23/32" x H 94 5/16"</p>  <p>503.CA.20.24_</p>


Composizioni contenitori con ante in melaminico / Composition with storage units with wooden doors 

<p>W 17 6/8" D 13 6/8" x H 32 9/16"</p>  <p>503.CC.A0.01_</p>	<p>W 17 6/8" D 17 6/8" x H 32 9/16"</p>  <p>503.CC.B0.01_</p>	<p>W 35 7/16" D 13 6/8" x H 32 9/16"</p>  <p>503.CC.A0.02_</p>	<p>W 35 7/16" D 17 6/8" x H 32 9/16"</p>  <p>503.CC.B0.02_</p>	<p>Note: 503..._A..._P 33,2 / 503..._B..._P 43: Ripiano in melaminico/Melamine shelf 503..._M..._P 43: Ripiano in metallo/Metal shelf</p> <p>Tipologie maniglie disponibili/Available handle typologies</p>  <p>Maniglia "Q" + "XBR" utilizzabile solo con ante piene o ante in vetro acidate / Handle "Q" + "XBR" to be used only with wooden doors or acidated glass door</p>	
<p>W 17 6/8" D 13 6/8" x H 50 3/16"</p>  <p>503.CC.A0.03_</p>	<p>W 17 6/8" D 17 6/8" x H 50 3/16"</p>  <p>503.CC.B0.03_</p>	<p>W 35 7/16" D 13 6/8" x H 50 3/16"</p>  <p>503.CC.A0.04_</p>	<p>W 35 7/16" D 17 6/8" x H 50 3/16"</p>  <p>503.CC.B0.04_</p>	<p>W 17 6/8" D 13 6/8" x H 64 1/16"</p>  <p>503.CC.A0.05_</p>	<p>W 17 6/8" D 17 6/8" x H 64 1/16"</p>  <p>503.CC.B0.05_</p>
<p>W 35 7/16" D 13 6/8" x H 64 1/16"</p>  <p>503.CC.A0.06_</p>	<p>W 35 7/16" D 17 6/8" x H 64 1/16"</p>  <p>503.CC.B0.06_</p>	<p>W 17 6/8" D 13 6/8" x H 81 11/16"</p>  <p>503.CC.A0.07_</p>	<p>W 17 6/8" D 17 6/8" x H 81 11/16"</p>  <p>503.CC.B0.07_</p>	<p>W 35 7/16" D 13 6/8" x H 81 11/16"</p>  <p>503.CC.A0.08_</p>	<p>W 35 7/16" D 17 6/8" x H 81 11/16"</p>  <p>503.CC.B0.08_</p>
<p>W 17 6/8" D 13 6/8" x H 81 11/16"</p>  <p>503.CC.A0.09_</p>	<p>W 17 6/8" D 17 6/8" x H 81 11/16"</p>  <p>503.CC.B0.09_</p>	<p>W 35 7/16" D 13 6/8" x H 81 11/16"</p>  <p>503.CC.A0.10_</p>	<p>W 35 7/16" D 17 6/8" x H 81 11/16"</p>  <p>503.CC.B0.10_</p>	<p>W 17 6/8" D 17 6/8" x H 95 1/2"</p>  <p>503.CC.B0.21_</p>	<p>W 35 7/16" D 17 6/8" x H 95 1/2"</p>  <p>503.CC.B0.22_</p>
<p>W 17 6/8" D 17 6/8" x H 95 1/2"</p>  <p>503.CC.B0.23_</p>	<p>W 35 7/16" D 17 6/8" x H 95 1/2"</p>  <p>503.CC.B0.24</p>				

Note:

 Le dimensioni sono espresse in pollici - consultare il listino prezzi per le caratteristiche tecniche, i codici degli articoli e delle finiture / Dimensions are stated in inch - for technical characteristics, article code numbers and finishing see price list.

 Con serratura / With lock;

 I contenitori H 242,5 cm vanno sempre fissati a muro e completati di zoccoli metallici. / The storage units H 95 1/2" must be fixed to the wall and completed with metal plinth.

Ante in vetro acidato con telaio in alluminio anodizzato **B** / Acetated glass doors with anodised aluminium frame **B**

W 17 5/8" D 13/16" x H 49" 	W 35 1/4" P 13/16" x H 49" 	W 17 5/8" D 13/16" x H 62 13/16" 	W 35 1/4" D 13/16" x H 62 13/16" 	W 17 5/8" D 13/16" x H 80 1/2" 	W 35 1/4" D 13/16" x H 80 1/2"
503.CV.10.12_ Dx/R - Sx/L	503.CV.20.12_	503.CV.10.15_ Dx/R - Sx/L	503.CV.20.15_	503.CV.10.20_ Dx/R - Sx/L	503.CV.20.20_

Ante in vetro retrolaccato con telaio in alluminio anodizzato **C** / Rear lacquered glass doors with anodised aluminium frame **C**

W 17 5/8" D 13/16" x H 31 5/16"	W 17 5/8" D 13/16" x H 31 5/16"	W 17 5/8" D 13/16" x H 49"	W 35 1/4" D 13/16" x H 49"	W 17 5/8" D 13/16" x H 62 13/16"	W 35 1/4" D 13/16" x H 62 13/16"	W 17 5/8" D 13/16" x H 80 1/2"	W 35 1/4" D 13/16" x H 80 1/2"
503.CV.70.08_ Dx/R - Sx/L	503.CV.80.08_	503.CV.70.12_ Dx/R - Sx/L	503.CV.80.12_	503.CV.70.15_ Dx/R - Sx/L	503.CV.80.15_	503.CV.70.20_ Dx/R - Sx/L	503.CV.80.20_

Composizioni contenitori con ante in vetro acidato con telaio in alluminio dotate di serratura **B**
/ Storage units compositions with acetated glass door with aluminium frame and lock

W 17 6/8" D 13 6/8" x H 50 3/16" 	W 17 6/8" D 17 6/8" x H 50 3/16" 	W 35 7/16" D 13 6/8" x H 50 3/16" 	W 35 7/16" D 17 6/8" x H 50 3/16" 	<p>Note:</p> <p>503. _ _ _ _ _ A _ _ _ _ _ P 33,2 / 503. _ _ _ _ _ B _ _ _ _ _ P 43: Ripiano in melaminico / Melamine shelf 503. _ _ _ _ _ M _ _ _ _ _ P 43: Ripiano in metallo / Metal shelf</p> <p>Tipologie maniglie disponibili / Available handle typologies</p> <p>Maniglia "Q" + "XBR" utilizzabile solo con ante piene o ante in vetro acidate / Handle "Q" + "XBR" to be used only with wooden doors or acetated glass door</p>			
503.CC.A0.11_	503.CC.B0.11_ 503.CC.M0.11_	503.CC.A0.12_	503.CC.B0.12_ 503.CC.M0.12_				
W 17 6/8" D 13 6/8" x H 64 1/16" 	W 17 6/8" D 17 6/8" x H 64 1/16" 	W 35 7/16" D 13 6/8" x H 64 1/16" 	W 35 7/16" D 17 6/8" x H 64 1/16" 	W 17 6/8" D 13 6/8" x H 81 11/16" 	W 17 6/8" D 17 6/8" x H 81 11/16" 	W 35 7/16" D 13 6/8" x H 81 11/16" 	W 35 7/16" D 17 6/8" x H 81 11/16"
503.CC.A0.13_	503.CC.B0.13_ 503.CC.M0.13_	503.CC.A0.14_	503.CC.B0.14_ 503.CC.M0.14_	503.CC.A0.15_	503.CC.B0.15_ 503.CC.M0.15_	503.CC.A0.16_	503.CC.B0.16_ 503.CC.M0.16_
W 35 7/16" D 17 6/8" x H 81 11/16" 	W 17 6/8" D 13 6/8" x H 81 11/16" 	W 17 6/8" D 17 6/8" x H 81 11/16" 	W 35 7/16" D 13 6/8" x H 81 11/16" 	W 35 7/16" D 17 6/8" x H 81 11/16" 	W 17 6/8" D 17 6/8" x H 95 1/2" 	W 35 7/16" D 17 6/8" x H 81 11/16" 	W 35 7/16" D 17 6/8" x H 81 11/16"
503.CC.B0.16_ 503.CC.M0.16_	503.CC.A0.18_	503.CC.B0.18_ 503.CC.M0.18_	503.CC.A0.20_	503.CC.B0.20_ 503.CC.M0.20_	503.CC.B0.25_ 503.CC.M0.25_	503.CC.B0.26_ 503.CC.M0.26_	503.CC.B0.26_ 503.CC.M0.26_

Contenitori H 74 / Storage units H 29 1/8"

W 31 1/2" D 13" x 28 1/8" 	W 31 1/2" D 13" x 28 1/8" 	<p>550.CG.13.08_ H 1,8</p> <p>550.CG.14.08_ H 2,5</p> <p>550.CG.15.08_ H 3,8</p> <p>Top</p> <p>550.CG.11.08 H 2,5</p> <p>550.CG.12.08 H 1,8</p> <p>Zoccolo / Base frame (Optional)</p>
550.CG.01.08_ A giorno / Open	550.CC.02.08_ Con ante / With doors	

Note: Aggiungere sempre il Top sp. 1,8 o 2,5 (altezza totale è di 74 cm); 3,8 cm (altezza totale è di 75,5 cm) / Always add the 23/32" or 1" cm thick tops (height is 29 1/8"); 1 1/2" (height is 29 23/32")

Note:

1 Le dimensioni sono espresse in pollici - consultare il listino prezzi per le caratteristiche tecniche, i codici degli articoli e delle finiture / Dimensions are stated in inch - for technical characteristics, article code numbers and finishing see price list.

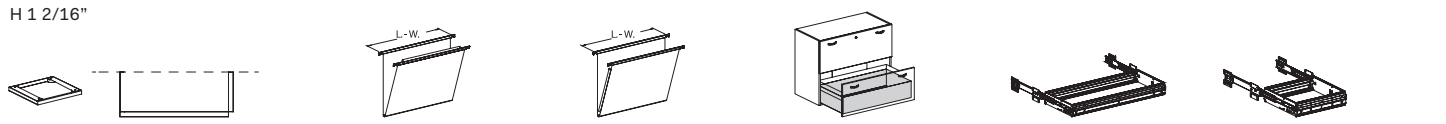
B I contenitori H 242,5 cm vanno sempre fissati a muro e completati di zoccoli metallici. / The storage units H 95 1/2" must be fixed to the wall and completed with metal plinth.

Con serratura / With lock;

Con serratura (solo ante superiore-inferiore in vetro) / With lock (only upper-lower glass door);

Componenti e accessori per contenitori / Components and accessories for storage units

H 12/16"



550.CU.ZA.04 _ W 17 11/16" D 13"
550.CU.ZB.04 _ W 17 11/16" D 16 7/8"
550.CU.ZA.09 _ W 35 6/16" D 13"
550.CU.ZB.09 _ W 35 6/16" D 16 7/8"
Zoccoli metallici / Metal base frames

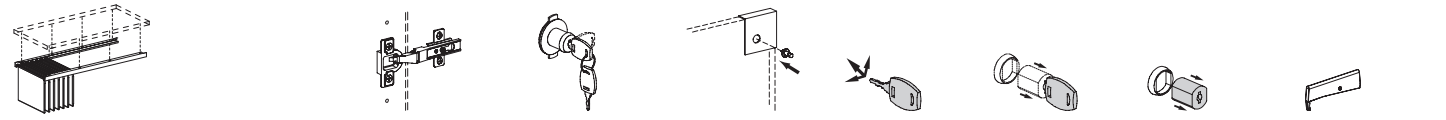
550.CS.P1.00 _ W 13"
550.CS.P2.00 _ W 15 3/8"

550.CS.P3.00 _ W 13"

550.CS.A3.08 _ W 39"

550.CS.A4.08 _ W 39"

550.CS.A5.08 _ W 39"



503.CU.RC.82 L 90
Coppia barre portacartelle interasse 33 per ripiano L 99
/ Pair of filing rods interspace 13" for storage unit shelf W 39"

550.CU.A1.00

550.CU.A2.00

550.CU.A3.00

550.CU.A4.00


550.CU.A5.00

550.CU.A6.00

550.CS.A2.00


Componenti e accessori per contenitori / Components and accessories for storage units

D 13 6/8" / 17 6/8" x H 23/32"




503.CU.TA.04 _ W 17 3/4" D 14"
503.CU.TB.04 _ W 17 3/4" D 17 13/16"
503.CU.TA.09 _ W 35 1/2" D 14"
503.CU.TB.09 _ W 35 1/2" D 17 13/16"
503.CU.TA.13 _ W 53 3/16" D 14"
503.CU.TB.13 _ W 53 3/16" D 17 13/16"
503.CU.TA.18 _ W 70 7/8" D 14"
503.CU.TB.18 _ W 70 7/8" D 17 13/16"
503.CU.TA.22 _ W 88 11/16" D 14"
503.CU.TB.22 _ W 88 11/16" D 17 13/16"
503.CU.TA.27 _ W 106 3/8" D 14"
503.CU.TB.27 _ W 106 3/8" D 17 13/16"
Top per contenitore / Top for unit

D 18 9/16" x H 23/32"




503.CU.TF.04 _ W 17 3/4"
503.CU.TF.09 _ W 17 3/4"
503.CU.TF.13 _ W 53 3/16"
503.CU.TF.18 _ W 70 7/8"
503.CU.TF.22 _ W 88 11/16"
503.CU.TF.27 _ W 106 3/8"
Top bifacciali per contenitore / Bifacial top for unit

W 23/32"




503.CU.FA.08 _ D 14" x H 33 1/4"
503.CU.FB.08 _ D 17 13/16" x H 33 1/4"
503.CU.FA.12 _ D 14" x H 50 15/16"
503.CU.FB.12 _ D 17 13/16" x H 50 15/16"
503.CU.FA.16 _ D 14" x H 64 3/4"
503.CU.FB.16 _ D 17 13/16" x H 64 3/4"
503.CU.FA.20 _ D 14" x H 82 3/8"
503.CU.FB.20 _ D 17 13/16" x H 82 3/8"
503.CU.FA.24 _ D 17 13/16" x H 96 3/16"
Coppia fianchi terminali / Pair of lateral side

D 23/32"




503.CU.SC.08.11 _ W 17 11/16" x H 31 7/16"
503.CU.SC.08.21 _ W 35 6/16" x H 31 7/16"
503.CU.SC.12.11 _ W 17 11/16" x H 49 1/8"
503.CU.SC.12.21 _ W 35 6/16" x H 49 1/8"
503.CU.SC.15.11 _ W 17 11/16" x H 62 15/16"
503.CU.SC.15.21 _ W 35 6/16" x H 62 15/16"
503.CU.SC.20.11 _ W 17 11/16" x H 80 5/8"
503.CU.SC.20.21 _ W 35 6/16" x H 80 5/8"
503.CU.SC.24.11 _ W 17 11/16" x H 94 3/8"
503.CU.SC.24.21 _ W 35 6/16" x H 94 3/8"
Schiene di finitura / Finishing backs

W 16 5/16" x H 1"




503.CU.RA.04 _ D 11 6/8" (melam.)
503.CU.RB.04 _ D 15 9/16" (melam.)
503.CU.RM.04 _ D 15 9/16" (metal)
Ripiano per contenitore L 45
/ Shelf for unit W 17 6/8"

W 16 5/16" x H 1"




503.CU.2A.04 _ D 11 6/8" (melam.)
503.CU.2B.04 _ D 15 9/16" (melam.)
503.CU.2M.04 _ D 15 9/16" (metal)
Coppia di ripiani per contenitore L 45
/ Pair of shelves for unit W 17 6/8"

W 33 7/8" x H 1"



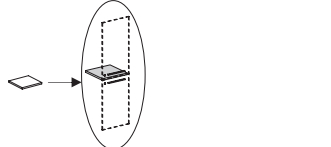
503.CU.RA.08 _ D 11 6/8" (melam.)
503.CU.RB.08 _ D 15 9/16" (melam.)
503.CU.RM.08 _ D 15 9/16" (melam.)
Ripiano per contenitore L 90
/ Shelves for unit W 35 7/16"

W 33 7/8" x H 1"



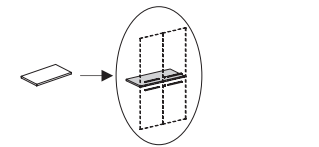
503.CU.2A.08 _ D 11 6/8" (melam.)
503.CU.2B.08 _ D 15 9/16" (melam.)
503.CU.2M.08 _ D 15 9/16" (metal)
Coppia di per contenitore L 90
/ Pair of shelves for unit W 35 7/16"

W 16 5/16" x H 1"



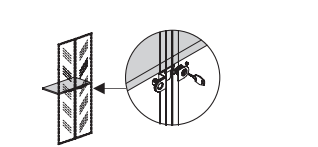
503.CU.PA.04 _ D 12 5/16" (melam.)
503.CU.PB.04 _ D 16 1/8" (melam.)
503.CU.PM.04 _ D 16 1/8" (metal)
Ripiano per contenitore L 45 con ante sovrapposte o parziali / Shelf for unit W 17 6/8" with overlapped or partial doors

W 34 1/16" x H 1"



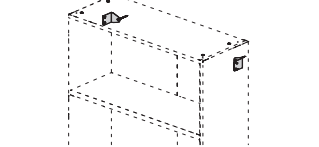
503.CU.PA.08 _ D 12 5/16" (melam.)
503.CU.PB.08 _ D 16 1/8" (melam.)
503.CU.PM.08 _ D 16 1/8" (metal)
Coppia di ripiani per contenitore L 90 con ante sovrapposte o parziali / Pair of shelves for unit W 35 7/16" with overlapped or partial doors

W 34 1/16" x H 1"



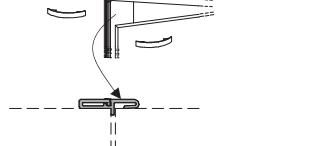
503.CU.VA.08 _ D 11 6/8" (melam.)
503.CU.VB.08 _ P 15 9/16" (melam.)
Ripiano per contenitore L 90 con coppia ante a vetro con telaio e serratura / Shelf for W 35 7/16" unit with pair of tall glass doors with frame and lock

W 34 1/16" x H 1"



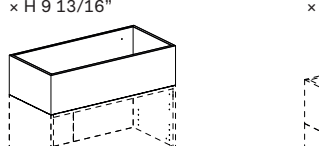
503.CU.KS.00
Kit staffe di fissaggio a muro per contenitori P 33,2
/ Kit of wall fixing brackets for D 13 1/16" units

W 35 7/16" D 16 15/16" x H 9 13/16"



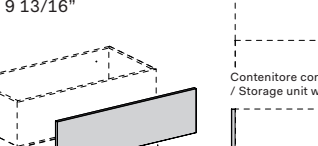
503.CU.PP.01.11 H 31 3/8"
503.CU.PP.01.31 H 49"
503.CU.PP.01.41 H 62 7/8"
503.CU.PP.01.51 H 80 1/2"
Profilo battiporta parapolvere per contenitori
/ Dust-proof / door-latch profile for units

W 35 7/16" D 16 15/16" x H 9 13/16"




503.VA.01.01
Fioriera / Planter

W 35 7/16" D 23/32" x H 9 13/16"



503.PA.01.01 pz. 1
Frontale - schiena per fioriera / Planter frontal - back panel

W 35 7/16" D 23/32" x H 9 13/16"



x pz. 1
Contenitore con ante / Storage unit with doors

x pz. 2
Contenitore con ante e schiena di finitura / Storage unit with doors and finishing back panel

Note:

1 Le dimensioni sono espresse in pollici - consultare il listino prezzi per le caratteristiche tecniche, i codici degli articoli e delle finiture / Dimensions are stated in inch - for technical characteristics, article code numbers and finishing see price list.

2 I contenitori sono componibili, sovrapponibili e vanno completati con i top / storage units are modular, stackable and they must be completed with tops;

3 Prodotti non in pronta consegna. Per la disponibilità contattare l'ufficio commerciale / Items not in prompt delivery. Please contact the commercial department to check availability;

4 Con serratura / With lock;

5 Fino ad esaurimento / Until exhaustion.