Piani di lavoro in melaminico sp. 25 mm con bordi perimetrali in ABS/Worktops in melamine 25 mm thick with perimetrical edges in ABS

Tavoli scrivanie/Desks

P 65 × H 74

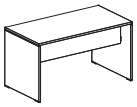

805.TS.01.08_ L 80
805.TS.01.10_ L 100
805.TS.01.12_ L 120
805.TS.01.14_ L 140
805.TS.01.16_ L 160
805.TS.01.18_ L 180
805.TS.01.20_ L 200

P 65 × H 74

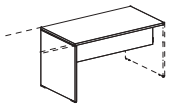

805.TS.05.08_ L 80
805.TS.05.10_ L 100
805.TS.05.12_ L 120
805.TS.05.14_ L 140
805.TS.05.16_ L 160
805.TS.05.18_ L 180
805.TS.05.20_ L 200

P 80 × H 74

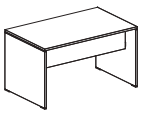

805.TS.02.08_ L 80
805.TS.02.10_ L 100
805.TS.02.12_ L 120
805.TS.02.14_ L 140
805.TS.02.16_ L 160
805.TS.02.18_ L 180
805.TS.02.20_ L 200

P 80 × H 74

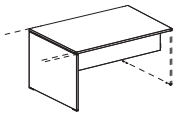

805.TS.06.08_ L 80
805.TS.06.10_ L 100
805.TS.06.12_ L 120
805.TS.06.14_ L 140
805.TS.06.16_ L 160
805.TS.06.18_ L 180
805.TS.06.20_ L 200

Allungo laterale/Lateral extension

P 65 × H 74

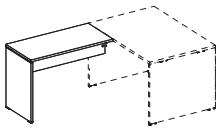

805.TD.01.08_ L 80
805.TD.01.10_ L 100

Standing tables H 107

P 80 × H 107

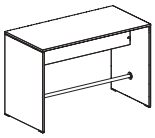

805.BA.02.14_ L 140
805.BA.02.16_ L 160
805.BA.02.18_ L 180

Tavoli executive/Executive tables

P 100 × H 74

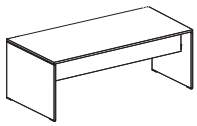

805.TS.03.20_ L 200

Allunghi su cassettiere portanti/Extensions on carrying pedestals

L 100 P 65 × H 74

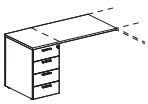

805.AL.02.10_

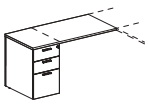

805.AL.01.10_

L 120 P 65 × H 74

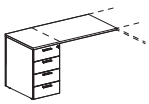

805.AL.02.12_



805.AL.01.12_

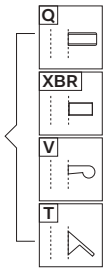

550.CG.12.04 H 1,8
Zoccolo per cassettiere portanti/Base frame for carrying pedestals (Optional)

Cassettiere portanti/Carrying pedestals

L 42 P 65 × H 71,5

550.CS.30.04_

550.CS.40.04_

H 2,5

550.CG.14.04_
Top

H 1,8

550.CG.12.04
Zoccolo (Optional)
/Base frame (Optional)

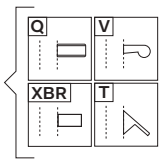

Contenitori H 74/Storage units H 74

L 80 P 33 × 71,5

550.CG.01.08_
A giorno/Open

550.CC.02.08_
Con ante/With doors

H 2,5

550.CG.14.08_
Top

H 1,8

550.CG.12.08
Zoccolo (Optional)
/Base frame (Optional)

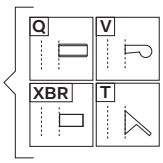

Raccordi/Connection elements

L 80 P 80 × H 2,5

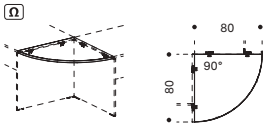

805.RA.01.08_

L 80 P 80 × H 74

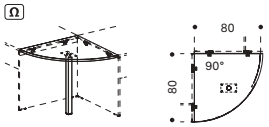

805.RA.02.08_

L 80 P 65 × H 2,5

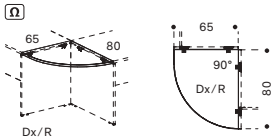

805.RA.03.06_ Dx/R
805.RA.04.06_ Sx/L

L 80 P 40 × H 5,5

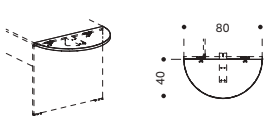

805.PT.07.04_

L 100 P 50 × H 74

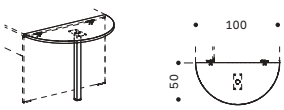

805.PT.08.05_

L 100 P 50 × H 74

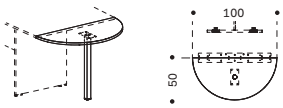

805.PT.14.05_
Solo per tavoli riunione/Only for meeting tables

L 136,5 P 68 × H 74

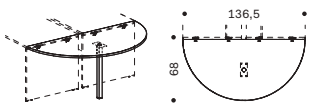

805.PT.09.06_

L 166,5 P 83 × H 74

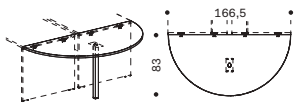

805.PT.11.08_

Note:

1 Le dimensioni sono espresse in cm – consultare il listino prezzi per le caratteristiche tecniche, i codici degli articoli e delle finiture/Dimensions are stated in cm – for technical characteristics, article code numbers and finishing see price list;

■ Prodotti non in pronta consegna. Per la disponibilità contattare l'ufficio commerciale/Items not in prompt delivery. Please contact the commercial department to check availability;

Ω Da utilizzare solo con tavoli indipendenti /To be used with single desks

Con serratura/With lock.

Piani di lavoro in melaminico sp. 25 mm con bordi perimetrali in ABS/Worktops in melamine 25 mm thick with perimetrical edges in ABS

Mobili di servizio/Service units

L 120 P 60 × H 61,5

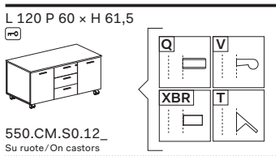

550.CM.S0.12_
Su ruote/On castors

L 160 P 48 × H 58

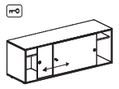

805.MS.02.16_
Monofacciale/Uniface

L 160 P 48 × H 58

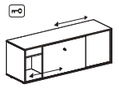

805.MS.01.16_
Bifacciale/Bifacial

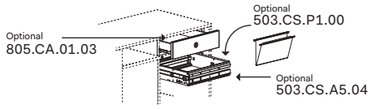

Optional per cod. 805.MS.02.16_/805.MS.01.16_
Optional for code 805.MS.02.16_/805.MS.01.16_

Note: Per portacancelleria cassetti, vedi capitolo DV300-Accessori /For stationary tray, see chapter DV300-Accessories.

Cassettiere/Pedestals

L 42 P 57 × H 55,5



550.CS.10.04_
Melaminico/Melamine

550.CS.20.04_
Melaminico/Melamine

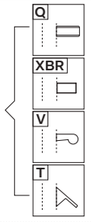

L 32,2 P 54,2 × H 55,6

550.CS.1M.03_
Metalliche/Metallic

550.CS.2M.03_
Metalliche/Metallic

L 42,2 P 54,2 × H 55,6

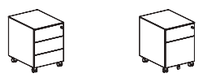

550.CS.1M.04_
Metalliche - Vaschetta porta cancelleria inclusa/Metallic - Stationery tray included

550.CS.2M.04_
Metalliche - Vaschetta porta cancelleria inclusa/Metallic - Stationery tray included

Cassettiere sospese/Hanged pedestals

L 33 - P 53 x H 35

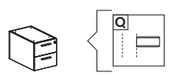

805.CS.11.03 _
Sospesa melaminico /Hanged melamine

L 32,5 P 52 × H 7

805.CA.01.04
Sospesa metallica /Hanged metallic

Note: Per portacancelleria cassetti, vedi capitolo DV300-Accessori /For stationary tray, see chapter DV300-Accessories.

Tavoli riunione/Conference tables

H 74

805.TR.01.10_ Ø 100
805.TR.01.12_ Ø 120

L 200 P 100 × H 74

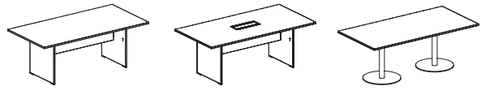

805.TR.32.20_ 805.TR.33.20_ 805.TR.02.20_

L 240 P 120 × H 74

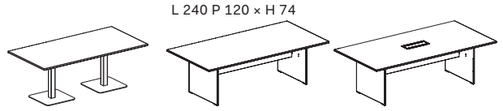

805.TR.03.20_ 805.TR.32.24_ 805.TR.33.24_

L 240 P 120 x H 74

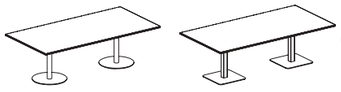

805.TR.02.24_

805.TR.03.24_

L 250 P 125 x H 74

805.TR.34.25_ 805.TR.35.25_ 805.TR.04.25_ 805.TR.05.25_

Morsetti e supporti in per frontal panels Sp. 0,5 - 0,8 - 1 - 3/Clamps for frontal panels T. 0,5 - 0,8 - 1 - 3

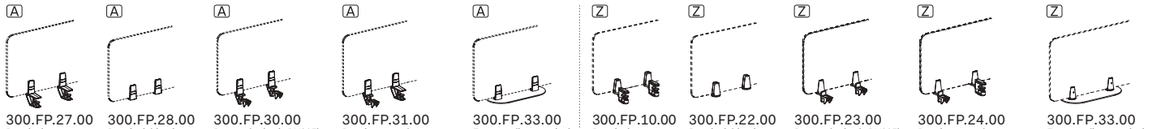

300.FP.27.00
Per piani /For worktops

300.FP.28.00
Per piani–binari /For worktops–track

300.FP.30.00
Per gamba (serie DV805) /For leg (serie DV805)

300.FP.31.00
Per piano–gamba (serie DV805)/For worktop –leg (serie DV805)

300.FP.33.00
Free standing per piani /Free standing for worktops

300.FP.10.00
Per piani /For worktops

300.FP.22.00
Per piani–binari /For worktops–track

300.FP.23.00
Per gamba (serie DV805) /For leg (serie DV805)

300.FP.24.00
Per piano–gamba (serie DV805)/For worktop –leg (serie DV805)

300.FP.33.00
Free standing per piani /Free standing for worktops

Per frontal panels/For frontal panels FP1 FP65 FPP FP08 FPC1 FPC2

Frontal panels Sp. 0,8 - 1

P 1 × H 39

300.FP.06.06_ L 64
300.FP.06.07_ L 79
300.FP.06.09_ L 99
300.FP.06.11_ L 119
300.FP.06.13_ L 139
300.FP.06.15_ L 159
300.FP.06.17_ L 179
300.FP.06.19_ L 199
Melaminico/Melamine

P 0,8 × H 39

300.FP.V1.06_ L 64
300.FP.V1.07_ L 79
300.FP.V1.09_ L 99
300.FP.V1.11_ L 119
300.FP.V1.13_ L 139
300.FP.V1.15_ L 159
300.FP.V1.17_ L 179
300.FP.V1.19_ L 199
Vetro/Glass

Frontal panel fonoassorbenti Sp. 3 /Acoustic frontals panels T. 3

P 3 × H 39

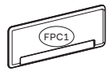

300.FP.40.06_ L 64
300.FP.40.07_ L 79
300.FP.40.09_ L 99
300.FP.40.11_ L 119
300.FP.40.13_ L 139
300.FP.40.15_ L 159
300.FP.40.17_ L 179
Tessuto/Fabric

P 3 × H 59

300.FP.50.13_ L 139
300.FP.50.15_ L 159
Tessuto/Fabric

Fontal panels H 65

P 1 × H 65

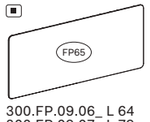

300.FP.09.06_ L 64
300.FP.09.07_ L 79
300.FP.09.09_ L 99
300.FP.09.11_ L 119
300.FP.09.13_ L 139 ★
300.FP.09.15_ L 159 ★
300.FP.09.17_ L 179 ★
300.FP.09.19_ L 199 ★
Melaminico/Melamine

P 0,5 × H 65

300.FP.69.06 L 64
300.FP.69.11 L 119
300.FP.69.13 L 139 ★
300.FP.69.15 L 159 ★
Plexiglass

★ N.B.: Per i frontal con lunghezza maggiore o uguale ai 139 cm, ordinare 2 kit di supporti per frontal panel
/ Note: For frontal panels with a length greater than or equal to 139 cm, order 2 kits of clamps-supports for frontal panels

Accessori per frontal panels in melaminico/Accessories for melamine frontal panels

L 6,5 P 6,5 × H 8,5

300.FA.01.01

L 50 P 17 × H 3

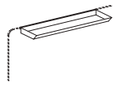

300.FA.02.05

L 31 P 22 × H 5

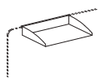

300.FA.04.03

L 23 P 10 × H 29

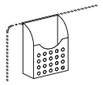

300.FA.06.02

L 35 P 6,5 × H 30

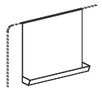

300.FA.08.03

Note: Il posizionamento degli accessori sui frontal panel in vetro prevede l'utilizzo di una guarnizione in PVC trasparente (Optional su richiesta)/Placement of accessories on glass front panel need the use of a trasparent PVC gasket (Optional on request) - Non utilizzabile su frontal panels in plexiglass e frontal panels in tessuto fonoassorbente /Not usable for plexiglass frontal panels and acoustic frontal panels

Canalizzazione – Elettrificazione – Accessori/Wire management – Electrification – Accessories

300.CL.01.40 L 115

300.AP.20.00 L 57

300.AP.F1.00

300.AP.V1.00

300.AP.T2.01 Ø 8

300.AP.T7.01 Ø 6
300.AP.T8.01 Ø 8

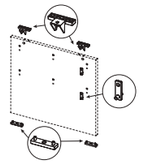

805.KT.01.00
Kit per 2 gambe tavoli (optional) /Kit for 2 table legs (optional)

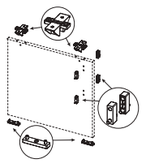

805.KT.02.00
Kit per 1 gamba intermedia (optional) /Kit for 1 table middle leg (optional)

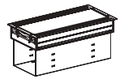

300.AC.26.02 L 24,5
300.AC.26.03 L 34,5
300.AC.26.04 L 44,5

300.AC.20.02_ L 24,5
300.AC.20.03_ L 34,5
300.AC.20.04_ L 44,5

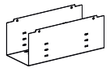

300.AC.25.02 L 23,5
300.AC.25.03 L 33,5
300.AC.25.04 L 43,5
Marsupio/Basket

300.AP.S1.02 L 20,5
300.AP.S1.03 L 30
300.AP.S1.04 L 42
Per/For top access 300.AC.26._

300.AT.A6.02 L 21
300.AT.A6.03 L 25,5
300.AT.A6.04 L 39

Ø 8

300.AP.T8.11
300.AP.T8.14
300.AP.T8.17
300.AP.T8.20

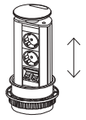

300.AP.T4.01
300.AP.T5.01 – UK
300.AP.T6.01 – US

L 32 x P 12,3

300.AC.38.02_ H 2,4

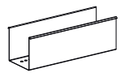

300.AC.67.03
Marsupio per top access 300.AC.38.02
/ Basket for top access 300.AC.38.02

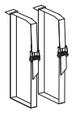

805.AC.01.00

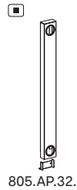

805.AP.32.01
Per "standing tables" H 107 con top access / For H 107 "standing tables" with top access

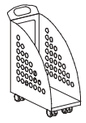

300.AC.06.05

Bracci porta video/Arms for video support

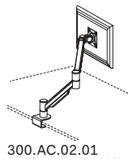

300.AC.02.01
Braccio porta video mobile su piano/Dynamic arm for video support on deskbase

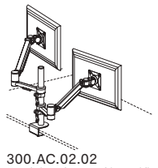

300.AC.02.02
Doppio braccio porta video mobile su piano/2 dynamic arms for video support on deskbase

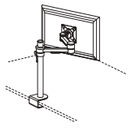

300.AC.01.01
Braccio porta video statico su palo/Static arm for video support on pole

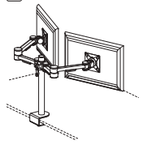

300.AC.01.02
Doppio braccio porta video statico su palo/2 static arms for videosupport on pole

Note:

1 Le dimensioni sono espresse in cm – consultare il listino prezzi per le caratteristiche tecniche, i codici degli articoli e delle finiture/Dimensions are stated in cm – for technical characteristics, article code numbers and finishing see price list;

2 Per la scelta dei contenitori e degli accessori vari, consultare il relativo listino o catalogo/To choose storage units and accessories, please check correspondent price list or catalogue;

■ Prodotti non in pronta consegna. Per la disponibilità contattare l'ufficio commerciale/Items not in prompt delivery. Please contact the commercial department to check availability;

● Articoli prodotti solo su richiesta/Items produced only on demand;

Fino ad esaurimento/Until exhaustion;

Con serratura/With lock;

V Vetro/Glass.

P Plexiglass

A Morsetti o supporti in ABS /ABS clamps

Z Morsetti o supporti in ZAMA / Zamak clamps