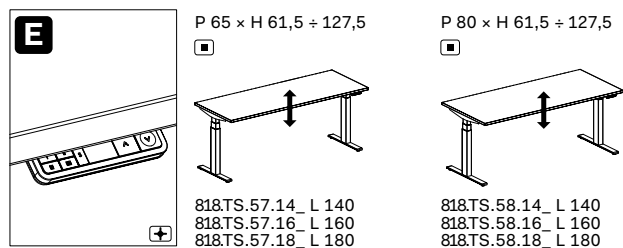


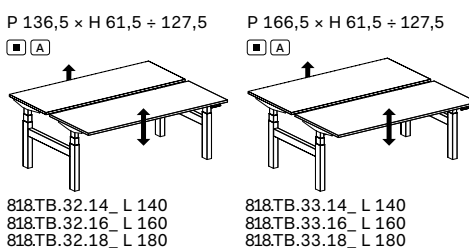
Tavoli scrivania regolabili in altezza a tre stadi elettricamente da H 61,5÷127,5 cm (tipo A)  
/Desks adjustable in H electrical at three stages from H 61,5 to H 127,5 cm (type A)

### Tavoli scrivania/Desks

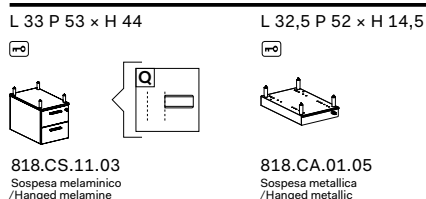


Note: Tavoli compresi di trave telescopica canalizzabile. / Tables including ductable telescopic beam.

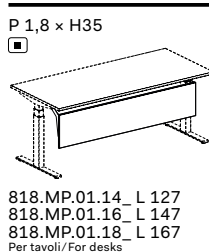
### Tavoli a 2 scrivanie contrapposte/Benches



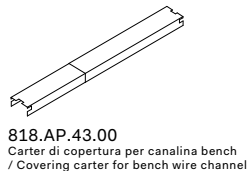
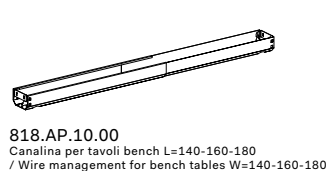
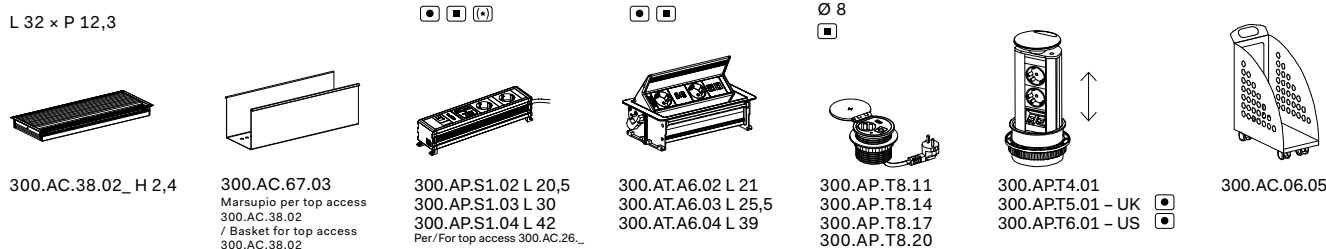
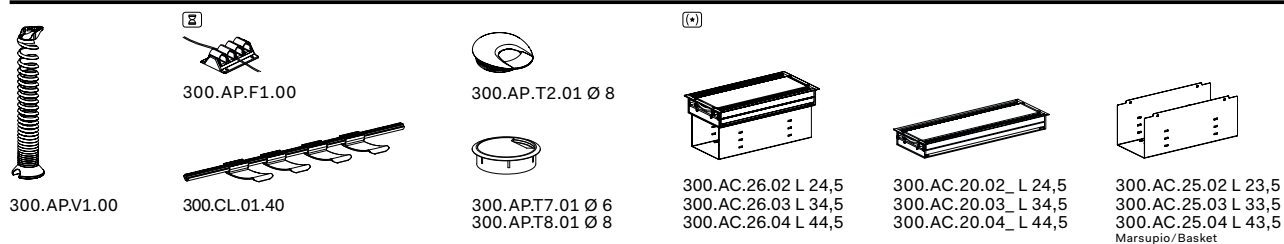
### Cassettiere sospese/Hanged pedestals



### Modesty panels/Modesty panel



### Canalizzazione - Elettrificazione/Wire management - Electrification



### Note:

1 Le dimensioni sono espresse in cm - consultare il listino prezzi per le caratteristiche tecniche, i codici degli articoli e delle finiture/Dimensions are stated in cm - for technical characteristics, article code numbers and finishing see price list;

■ Prodotti non in pronta consegna. Per la disponibilità contattare l'ufficio commerciale/Items not in prompt delivery. Please contact the commercial department to check availability;

□ Articoli prodotti solo su richiesta/Items produced only on demand;

⊞ Fino ad esaurimento/Until exhaustion;

A Senza binario/Without rail;

⊞ Con serratura / With lock;

⊞ Tastierino per regolazione altezza piano con memorie / Control pad with memories for height adjustable worktop

Morsetti e supporti per frontal panels Sp. 0,5 - 0,8 - 1 - 3 / Clamps for frontal panels T. 0,5 - 0,8 - 1 - 3

(N)	(N)	(N) (■)	(Z)	(Z)	(Z) (■)
300.FP.27.00 Per piani /For worktops	300.FP.28.00 Per piani-binari /For worktops-track	300.FP.33.00 Free standing per piani /Free standing for worktops	300.FP.10.00 Per piani /For worktops	300.FP.22.00 Per piani-binari /For worktops-track	300.FP.33.00 Free standing per piani /Free standing for worktops
Per frontal panels / For frontal panels (FP1) (FP65) (FPP) (FP08) (FPC1) (FPC2)					

Frontal panels sp. 1 - sp. 0,8

P 1 x H 39	P 0,8 x H 39 (V)
300.FP.06.06 L 64 300.FP.06.07 L 79 300.FP.06.09 L 99 300.FP.06.11 L 119 300.FP.06.13 L 139 300.FP.06.15 L 159 300.FP.06.17 L 179 300.FP.06.19 L 199 Melaminico / Melamine	300.FPV1.06 L 64 300.FPV1.07 L 79 300.FPV1.09 L 99 300.FPV1.11 L 119 300.FPV1.13 L 139 300.FPV1.15 L 159 300.FPV1.17 L 179 300.FPV1.19 L 199 Vetro / Glass

Frontal panel fonoassorbenti sp. 3 / Acoustic frontals panels t. 3

P 3 x H 39	P 3 x H 59
300.FP.40.06 L 64 300.FP.40.07 L 79 300.FP.40.09 L 99 300.FP.40.11 L 119 300.FP.40.13 L 139 300.FP.40.15 L 159 300.FP.40.17 L 179 Tessuto / Fabric	300.FP.50.13 L 139 300.FP.50.15 L 159 Tessuto / Fabric

Fontal panels H. 65

P 1 x H 65 (■)	P 0,5 x H 65 (P) (■)
300.FP.09.06 L 64 300.FP.09.07 L 79 300.FP.09.09 L 99 300.FP.09.11 L 119 300.FP.09.13 L 139 (★) 300.FP.09.15 L 159 (★) 300.FP.09.17 L 179 (★) 300.FP.09.19 L 199 (★) Melaminico / Melamine	300.FP.69.06 L 64 300.FP.69.11 L 119 300.FP.69.13 L 139 (★) 300.FP.69.15 L 159 (★) Plexiglass

(★) N.B.: Per i frontal con lunghezza maggiore o uguale ai 139 cm, ordinare 2 kit di supporti per frontal panel / Note: For frontal panels with a length greater than or equal to 139 cm, order 2 kits of clamps-supports for frontal panels

Accessori / Accessories

L 6,5 P 6,5 x H 8,5	L 50 P 17 x H 3	L 31 P 22 x H 5	L 23 P 10 x H 29	L 35 P 6,5 x H 30
300.FA.01.01	300.FA.02.05	300.FA.04.03	300.FA.06.02	300.FA.08.03

(Note) Il posizionamento degli accessori sui frontal panel in vetro prevede l'utilizzo di una guarnizione in PVC trasparente (Optional su richiesta) / Placement of accessories on glass front panel need the use of a transparent PVC gasket (Optional on request)  
Non utilizzabile su frontal panels in plexiglass e frontal panels in tessuto fonoassorbente / Not usable for plexiglass frontal panels and acoustic frontal panels

Frontal panel speciale / Special frontal panel

P 3  
(■)

300.FR.10.08 L 80 x H 30  
300.FP.60.14 L 140 x H 42,5

Supporti per frontal panel speciali / Bracket for special frontal panels

(x2)

300.FP.92.04

Bracci porta video / Arms for video support

(■)	(■)	(■)	(■)
300.AC.02.01 Braccio porta video mobile su piano / Dynamic arm for video support on deskbase	300.AC.02.02 Doppio braccio porta video mobile su piano / 2 dynamic arms for video support on deskbase	300.AC.01.01 Braccio porta video statico su palo / Static arm for video support on pole	300.AC.01.02 Doppio braccio porta video statico su palo / 2 static arms for video support on pole

Note:

- Le dimensioni sono espresse in cm - consultare il listino prezzi per le caratteristiche tecniche, i codici degli articoli e delle finiture / Dimensions are stated in cm - for technical characteristics, article code numbers and finishing see price list;
- Per la scelta dei contenitori e degli accessori vari, consultare il relativo listino o catalogo / To choose storage units and accessories, please check correspondent price list or catalogue;

- (■) Prodotti non in pronta consegna. Per la disponibilità contattare l'ufficio commerciale / Items not in prompt delivery. Please contact the commercial department to check availability;
- (N) Morsetti o supporti in nylon / Nylon clamps
- (Z) Morsetti o supporti in ZAMA / Zamak clamps

- (P) Plexiglass
- (V) Vetro / Glass.